PROJECT:

PROPOSED ADDITION OF TWO FLOORS & THE OTHER CHANGES TO THE UNDER CONSTRUCTION D+G+18 STOREYED RESIDENTIAL & G+2 STOREYED MIXUSE/RETAIL BUILDING (1/E BLOCK) AND (2N) OF THE R. 3209 SANCTIONED VIDE B.P NO.- 2013010140. (MODIFICATION & PROPOSED DEVIATION TABLE FROM APPROVED BY M.B.C. DT:15.01.2015 AT PROMISES NO.34, BANJARCHORE TOLICHOKI ROAD, WARD NO.-1.P.S- COSSIPORE, KOLKATA -700002.

TOWER 1, TOWER 2 TOWER 3 & PODIUM BLOCK

NOTES:
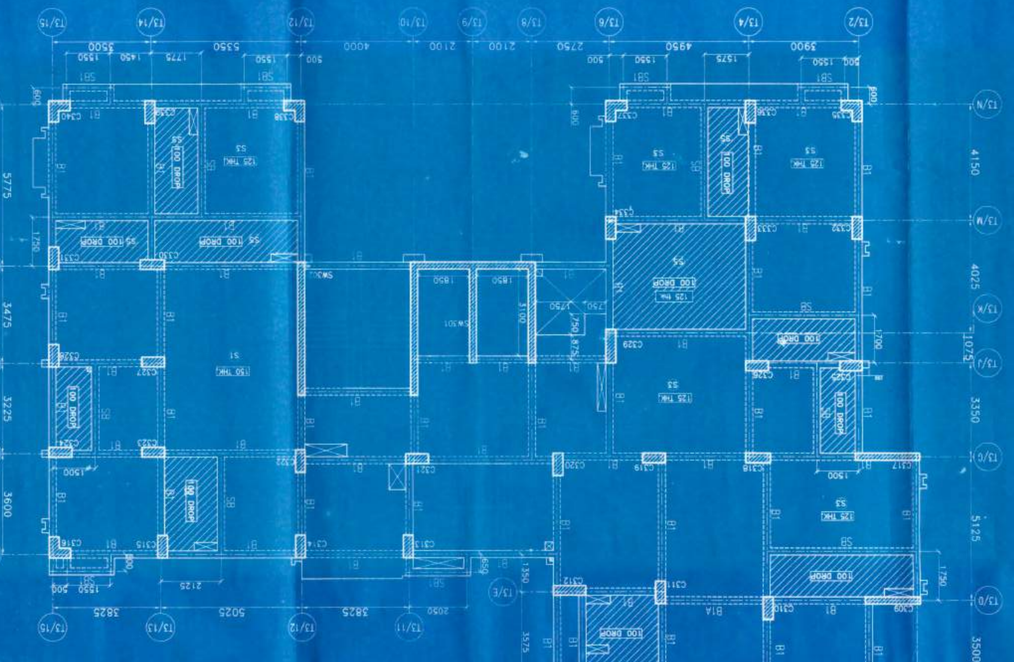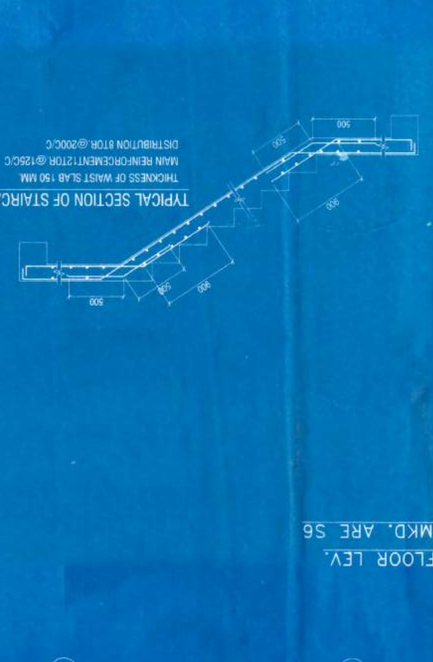
1. ALL DIMENSIONS ARE IN MM UNLESS NOTED OTHERWISE.
2. GRADE OF REINFORCEMENT IS FE500.
3. FLOOR HEIGHTS:
   a) PARKING TO 1ST FLOOR = 4500
   b) 1ST FLOOR TO 2ND FLOOR = 3900
   c) 2ND TO 6TH FLOOR = 3600
   d) 7TH FLOOR TO 17TH FLOOR = 3300
   e) 18TH FLOOR TO 20TH FLOOR = 3000
   f) 21ST FLOOR TO 24TH FLOOR = 3600
   g) 25TH FLOOR TO 26TH FLOOR = 3300
   h) 27TH FLOOR TO ROOF = 3000
4. (AP/SENSOR LENGTH SHALL BE 40 X Ø WHERE Ø IS THE DIA OF SMALLER BAR
5. CLEAR COVER TO REINFORCEMENT:
   a) PLINTH BEAM/COLUMN = 40 MM
   b) RETAINING WALL/COLUMN = 40 MM
   c) PLATE/SLAB/SHEARWALL SLAB = 20 MM
   d) COLUMN/BEAM = 25 MM
6. SPECIAL NOTES FOR RCC:
   a) WATER SLAB = 20 MM
   b) CLEAR COVER TO REINFORCEMENT:
   c) FLOOR BEAM = 25 MM
   d) FLOOR SLAB = 20 MM
   e) SLAB PER CONCRETE SHALL BE 150 TO 180.
   f) MINIMUM CLEAR COVERING BLOCK 0.75 OF DIAMETER OF CONCRETE.
   g) MINIMUM W/C RATIO 0.55.
   h) CLEAR PER CONCRETE SHALL BE 150 TO 180.
   i) SPECIAL NOTES FOR RCC:
   j) WATER SLAB = 20 MM
   k) FLOOR BEAM = 25 MM
   l) FLOOR SLAB = 20 MM
7. ALL DIMENSIONS ARE IN MM UNLESS NOTED OTHERWISE.
8. GRADE OF REINFORCEMENT IS FE500.
9. FLOOR HEIGHTS:
   a) PARKING TO 1ST FLOOR = 4500
   b) 1ST FLOOR TO 2ND FLOOR = 3900
   c) 2ND TO 6TH FLOOR = 3600
   d) 7TH FLOOR TO 17TH FLOOR = 3300
   e) 18TH FLOOR TO 20TH FLOOR = 3000
   f) 21ST FLOOR TO 24TH FLOOR = 3600
   g) 25TH FLOOR TO 26TH FLOOR = 3300
   h) 27TH FLOOR TO ROOF = 3000
10. (AP/SENSOR LENGTH SHALL BE 40 X Ø WHERE Ø IS THE DIA OF SMALLER BAR
11. CLEAR COVER TO REINFORCEMENT:
   a) PLINTH BEAM/COLUMN = 40 MM
   b) RETAINING WALL/COLUMN = 40 MM
   c) PLATE/SLAB/SHEARWALL SLAB = 20 MM
   d) COLUMN/BEAM = 25 MM
12. SPECIAL NOTES FOR RCC:
   a) WATER SLAB = 20 MM
   b) CLEAR COVER TO REINFORCEMENT:
   c) FLOOR BEAM = 25 MM
   d) FLOOR SLAB = 20 MM
13. ALL DIMENSIONS ARE IN MM UNLESS NOTED OTHERWISE.
14. GRADE OF REINFORCEMENT IS FE500.
15. FLOOR HEIGHTS:
   a) PARKING TO 1ST FLOOR = 4500
   b) 1ST FLOOR TO 2ND FLOOR = 3900
   c) 2ND TO 6TH FLOOR = 3600
   d) 7TH FLOOR TO 17TH FLOOR = 3300
   e) 18TH FLOOR TO 20TH FLOOR = 3000
   f) 21ST FLOOR TO 24TH FLOOR = 3600
   g) 25TH FLOOR TO 26TH FLOOR = 3300
   h) 27TH FLOOR TO ROOF = 3000
16. (AP/SENSOR LENGTH SHALL BE 40 X Ø WHERE Ø IS THE DIA OF SMALLER BAR
17. CLEAR COVER TO REINFORCEMENT:
   a) PLINTH BEAM/COLUMN = 40 MM
   b) RETAINING WALL/COLUMN = 40 MM
   c) PLATE/SLAB/SHEARWALL SLAB = 20 MM
   d) COLUMN/BEAM = 25 MM
18. SPECIAL NOTES FOR RCC:
   a) WATER SLAB = 20 MM
   b) CLEAR COVER TO REINFORCEMENT:
   c) FLOOR BEAM = 25 MM
   d) FLOOR SLAB = 20 MM