

UTSAV VINIMAY PRIVATE LIMITED
14 N S ROAD KOLKATA-700001
PAN: AAACU 8248 B

**COMPUTATION OF TOTAL INCOME FOR THE ASSESSMENT YEAR 2018-19
RELATING TO PREVIOUS YEAR 2017-18**

PARTICULARS	AMOUNT
INCOME FROM BUSINESS	
Profit/(Loss) as per Profit & Loss A/c	3,64,93,145.00
Add: Depreciation as per Companies Act	14,76,239.10
Less: Depreciation as per Income Tax Act	9,11,105.20
Add: Donation	93,100.00
TOTAL INCOME	3,71,51,380.00
Tax Payable	92,87,845.00
Add: Surcharge	7,08,869.00
	99,96,714.00
Add: Education Cess	2,99,901.00
Tax Payable	1,02,96,615.00
Tax u/s 115JB on Book Profit	
Profit/(Loss) as per Profit & Loss A/c	3,64,93,145.44
Rounded Off u/s 288A	3,64,93,150.00
Total Tax There On	67,51,233.00
Add: Surcharge	5,16,039.00
Add: Edu. Cess & Sec Higher Ed. Cess @ 3%	2,18,018.16
Tax Payable	74,85,290.16
Tax Payable (Higher of A or B)	1,02,96,615.00
Less: MAT Credit Entitlement	28,11,324.84
	74,85,290.16
Less: TAXES PAID	80,00,000.00
Less: TDS	8,16,875.00
Less: TCS	36,656.00
Add: Interest u/s 234B	1,96,266.00
Add: Interest u/s 234C	1,47,188.00
Less: Self Assessment Tax	
Balance Tax Payable/(Refundable)	(10,24,790.00)

MAT CREDIT ENTITLEMENT

ASSESSMENT YEAR	AMOUNT	AMOUNT
2011-12	30,52,814.00	
Less: Utilised in AY 2018-19	<u>28,11,324.84</u>	2,41,489.16
2012-13		92,31,356.00
2013-14		47,17,086.00
2014-15		36,54,702.00
2015-16		2,00,849.00
2016-17		<u>3,77,064.00</u>
		<u>1,94,22,546.16</u>

UTSAV VINIMAY PVT. LTD.

Utsav Vinimay

Director.

UTSAV VINIMAY PRIVATE LIMITED
14 N S ROAD KOLKATA-700001

BALANCE SHEET AS ON 31ST MARCH 2018

PARTICULARS	Note No.	As at 31.03.2018	As at 31.03.2017
EQUITY AND LIABILITIES			
Shareholders' funds			
(a) Share capital	1	1,00,000.00	1,00,000.00
(b) Reserves and surplus	2	11,56,95,414.07	8,66,87,558.79
Share application money pending allotment			
Non-current liabilities			
Current liabilities			
(a) Short Term Borrowings	3	5,71,25,053.00	10,62,41,086.00
(b) Trade payables	4	35,59,224.63	99,39,212.73
(c) Other current liabilities	5	6,71,25,324.38	40,54,85,990.73
(d) Short-term provisions	6	76,87,331.16	2,47,041.00
TOTAL		25,12,92,347.24	60,87,00,889.25
ASSETS			
Non-current assets			
(a) Fixed assets			
(i) Tangible Assets	7	41,68,791.74	13,87,687.84
(ii) Non Current Investment	8	13,91,210.50	13,87,200.50
Current assets			
(a) Inventories	9	15,77,41,875.85	54,19,92,355.39
(b) Trade receivables	10	4,13,00,904.59	2,85,59,740.22
(c) Cash and Cash Equivalent	11	27,23,337.18	32,77,468.33
(d) Short-term loans and advances	12	3,85,13,586.71	3,14,97,329.85
(e) Other Current Assets	13	54,52,637.67	5,99,107.12
TOTAL		25,12,92,347.25	60,87,00,889.25

Notes to Financial Statements
Significant Accounting Policies

1 to 28
29

(0.00)

(0.00)

In terms of our attached report of even date,

Place : Kolkata

Dated : 01/04/2018

UTSAV VINIMAY PVT. LTD.

Mahesh Agarwal
Director


Mahesh Agarwal
DIN: 00480731

UTSAV VINIMAY PVT. LTD.

Tuhin Banerjee
Director

Tuhin Banerjee
DIN: 07726314

UTSAV VINIMAY PVT. LTD.
Tuhin Banerjee
Director



For MITRUKA & ASSOCIATES
Chartered Accountants

G. Agarwal
(GAURAV AGARWAL)
Partner
M.No.301858

UTSAV VINIMAY PRIVATE LIMITED

14 N S ROAD KOLKATA-700001

PROFIT & LOSS STATEMENT FOR THE YEAR ENDED 31ST MARCH 2018

Particulars	Note No.	For the year ended 31 March, 2018	For the year ended 31 March, 2017
Revenue from operations	14	56,48,59,170.00	1,09,952.66
Other Income	15	25,507.00	2,270.00
Total revenue (1+2)		56,48,84,677.00	1,12,222.66
Expenses			
(a) Purchases of stock-in-trade(Construction Expenses)	16	3,49,38,256.52	14,90,29,990.27
(b) Changes in inventories of finished goods, work-in-progress and stock-in-trade	17	38,42,50,479.54	(15,77,66,271.05)
(c) Consideration to Joint Land Owners		10,15,26,532.92	-
(d) Employee benefits expense	18	1,89,730.00	1,62,028.00
(e) Finance costs	19	50,30,170.20	81,55,665.99
(f) Depreciation and amortisation expense	7	13,55,923.62	16,299.49
(g) Other expenses	20	11,00,438.76	7,08,254.78
Total expenses		52,83,91,531.56	3,05,967.48
Profit / (Loss) before exceptional and extraordinary items and tax (3 - 4)		3,64,93,145.44	(1,93,744.82)
Exceptional items	21	-	2,00,000.00
Profit / (Loss) before extraordinary items and tax (5 -6)		3,64,93,145.44	6,255.18
Extraordinary items		-	-
Profit / (Loss) before tax (7 - 8)		3,64,93,145.44	6,255.18
Tax expense:			
(a) Current tax		74,85,290.16	1,192.00
(b) Deferred tax		-	-
(c) Tax relating to earlier years		-	90,030.00
		74,85,290.16	91,222.00
Profit / (Loss) from continuing operations (9-10)		2,90,07,855.28	(84,966.82)
Profit / (Loss) for the year (11 + 14)		2,90,07,855.28	(84,966.82)

Earning Per Share

Basic & Diluted (in Rs) 22 2,900.79 (8.50)

Notes to Financial Statements 1 to 28
Significant Accounting Policies 29

In terms of our attached report of even date,

Place : Kolkata

Dated: 01/04/2018

UTSAV VINIMAY PVT. LTD.

Mahesh Agarwal

Mahesh Agarwal
DIN: 00480731

Director

UTSAV VINIMAY PVT. LTD.

Tuhin Banerjee

Director

Tuhin Banerjee
DIN: 07726314



For MITRUKA & ASSOCIATES
Chartered Accountants

G. Agarwal
(GAURAV AGARWAL)
Partner
M.No.301858

Tuhin Banerjee

UTSAV VINIMAY PVT LTD
14 N S ROAD KOLKATA-700001

CASH FLOW STATEMENT FOR THE YEAR ENDED 31st MARCH,2018

Particulars	Year ended 31st March,2018
Cash flow from Operating Activities	
Net profit before tax	3,64,93,145.44
Adjustments For :	
Depreciation	14,76,239.10
Interest Income	-
Interest & Finance Expenses	50,30,170.20
Operating Profit before Working Capital Changes	4,29,99,554.74
Adjustments For :	
(Increase) / Decrease in Current Assets & Non Current Assets	(2,46,10,951.78)
(Increase) / Decrease in Inventories	38,42,50,479.54
Increase / (Decrease) in Current Liabilities	(33,73,00,364.29)
Cash Generated from Operations	6,53,38,718.21
Taxes Paid	74,85,290.16
Cash flow from Operating Activities before adjustment for extra ordinary item	5,78,53,428.05
Net Cash Flow from Operating Activities	5,78,53,428.05
Cash flow from Investing Activities	
Purchase of Fixed Assets	(42,57,346.00)
(Increase) / Decrease in Investment	(3,010.00)
Interest income	-
Net Cash from Investing Activities	(42,61,356.00)
Cash flow From Financing Activities	
Increase in Long term & Short Term Borrowings	(4,91,16,033.00)
Interest & Finance Expenses Paid	(50,30,170.20)
Net Cash used in Financing Activities	(5,41,46,203.20)
Net increase / (decrease) in Cash & Cash Equivalents	(5,54,131.15)
Cash & Cash Equivalents at the beginning	32,77,468.33
Cash & Cash Equivalents at the end	27,23,337.18
Note :	
Cash and Cash Equivalents as at end of the year:	
Cash and Bank Balances	27,23,337.18

01/00

Notes to Financial Statements
Significant Accounting Policies

1 to 28
29


In terms of our attached report of even date,

For MITRUKA & ASSOCIATES
Chartered Accountants
FRN: 323828E

Place : Kolkata
Dated: 01/04/2018

UTSAV VINIMAY PVT. LTD.

Mahesh Kumar Agarwal
Mahesh Kumar Agarwal Director
DIN: 00480731



G. Agarwal
(GAURAV AGARWAL)
Partner
M.No.301858

UTSAV VINIMAY PVT. LTD.
Tuhin Banerjee

Tuhin Banerjee Director
DIN: 07726314

UTSAV VINIMAY PVT. LTD.

Tuhin Banerjee

Director.

UTSAV VINIMAY PRIVATE LIMITED
14 N S ROAD KOLKATA-700001

Notes to Financial Statements for the year ended 31st March,2018

	As on 31/03/2018	As on 31/03/2017
1 SHARE CAPITAL		
Authorised		
20,000 Equity shares of Rs. 10/- each	2,00,000.00	2,00,000.00
Issued, Subscribed & Fully Paid Up		
10,000 Equity shares of Rs. 10 - each fully paid up in cash	1,00,000.00	1,00,000.00

SHARES HELD BY EACH SHAREHOLDER HOLDING MORE THAN 5% SHARES

Name of the Shareholder	Equity Shares		Equity Shares	
	As At 31.03.2018		As At 31.03.2017	
	No. of Shares Held	% of Holding	No. of Shares Held	% of Holding
Ankit Agarwal	2,500.00	25.00	2,500.00	25.00
Dinesh Kumar Agarwal	3,500.00	35.00	3,500.00	35.00
Mahesh Kumar Agarwal	4,000.00	40.00	4,000.00	40.00

RECONCILIATION OF THE NO. OF SHARES OUTSTANDING

Particulars	As at 31.03.2018	As at 31.03.2017
Equity Shares at the beginning of the year	10,000.00	10,000.00
Add: Fresh Issue	-	-
Equity Shares at the close of the year	10,000.00	10,000.00

2 RESERVES AND SURPLUS

Surplus

Opening Balance	8,66,87,558.79	8,67,72,525.61
Add: Net Profit for current year	2,90,07,855.28	(84,966.82)
Closing Balance	11,56,95,414.07	8,66,87,558.79

3 SHORT TERM BORROWINGS

UNSECURED

LOANS & ADVANCES FROM RELATED PARTIES

Paccman Saks Promonon Pvt. Ltd	7,15,07,400.00	-
Puro Vanaspati Pvt Ltd	34,213.00	-
OTHER		
Browski marketing pvt ltd	3,17,63,207.00	7,55,75,819.00
Dcluxe Comontrade Pvt.Ltd	1,81,76,893.00	3,06,65,267.00
The Above Loan carries intt of 9%. No condition is stipulated for the period of payment of interest and repayment of principal.		
	5,71,25,053.00	10,62,41,086.00

4 TRADE PAYABLE

Sundry Creditors	35,59,224.63	99,39,212.73
	35,59,224.63	99,39,212.73

5 OTHER CURRENT LIABILITIES

ADVANCE AGAINST JOINT VENTURE

Marm Infra Projects Pvt. Ltd:Royal Villa	-	7,95,75,000.00
Harsh Kedia / Adv. Agst Land 22 Burosdhulla Road ,	10,00,000.00	1,00,00,000.00
Advance Against J.V. for S.K. Dey Road	-	20,00,000.00

OTHERS

Advance against Flyt	1,84,14,007.30	30,88,70,333.50
Advance from parties	44,93,216.16	30,69,427.95
Others	5,75,568.00	11,61,489.48
Payable to Joint Land Owners	4,26,42,532.92	-
Part Aqua owners association	-	8,09,340.00
	6,71,25,324.38	40,54,85,990.73



UTSAV VINIMAY PVT. LTD.

(Signature)


Director.

UTSAV VINIMAY PRIVATE LIMITED
14 N S ROAD KOLKATA-700001

Notes to Financial Statements for the year ended 31st March, 2018

	As on 31/03/2018	As on 31/03/2017
6 SHORT TERM PROVISIONS		
OTHER		
Provision For Taxation A.Y. - 2018-19;	74,85,290.16	-
Provision For Taxation A.Y. - 2017-18;	1,192.00	1,192.00
Provision For Taxation A.Y. - 2015-16;	2,00,849.00	2,00,849.00
Provision for Income Tax under IDS	-	45,000.00
	76,87,331.16	2,47,041.00
8 NON CURRENT INVESTMENTS		
Land at Patnak Para	13,91,210.50	13,87,200.50
	13,91,210.50	13,87,200.50
9 INVENTORIES (As Valued and Certified by the Management)		
-WIP	6,63,33,627.62	31,91,75,788.20
-Land	3,44,92,798.77	20,97,38,472.93
-Flats at Aqua I	4,38,37,355.21	-
-Flats at Utsav	1,30,78,094.26	1,30,78,094.26
	15,77,41,875.85	54,19,92,355.39
The above items are valued at Cost or Net Realizable Value, whichever is less.		
10 TRADE RECEIVABLE		
Unsecured; Considered Good		
Sundry Debtors	4,13,00,904.59	2,85,59,740.22
	4,13,00,904.59	2,85,59,740.22
11 CASH & CASH EQUIVALENT		
Balances with Bank		
Balances in Current Account		
- Axis Bank	-	5,764.54
- Axis Bank	30,604.06	19,64,391.94
- Dena Bank	2,863.55	2,863.55
- HDFC Bank (A/C 7090)	31,248.20	25,971.91
- HDFC Bank (A/C 5271)	1,12,505.82	86,434.82
- HDFC Bank (A/C 3703324)	4,81,327.75	2,49,431.47
- HDFC Bank	4,40,456.80	61,798.00
Cash in Hand	16,24,351.00	8,80,812.10
	27,23,337.18	32,77,468.33
12 SHORT TERM LOAN AND ADVANCES		
LOANS & ADVANCES TO RELATED PARTIES		
Unsecured; Considered Good		
Mintoo Garments Pvt Ltd	-	50,000.00
Puro Nano Creators LLP	1,50,800.00	-
OTHERS		
Unsecured; Considered Good		
Advance to parties	92,50,583.78	84,54,208.78
Bipin Sarkar (Advance)	1,40,000.00	1,40,000.00
Lake Garden Property	20,00,000.00	20,00,000.00
Security Deposit WBSJDC Ltd	7,09,134.00	5,70,327.00
GST Input Credit	81,85,517.92	-
Service Tax Input	-	35,91,537.06
Advance Salary	12,000.00	16,000.00
Association Deposit	2,573.45	2,573.45
Nana Tradecom Pvt. Ltd	-	31,84,000.00
Pansari Developers Pvt. Ltd.	-	1,12,93,258.00
Advance against Land - Aqua 3	1,02,25,047.00	-
Advance against Land - Laskarhai	21,00,000.00	-
Advance against Land - Howrah, Dumuria, JV	52,00,000.00	15,00,000.00
Advance against Land - Pathakpara	5,33,935.56	4,84,435.56
WBSJDC Ltd - Earnest Money	1,000.00	1,000.00
	3,85,13,586.71	3,14,97,329.85


UTSAV VINIMAY PVT. LTD.
anil k. Banerji
Director



UTSAV VINIMAY PRIVATE LIMITED
14 N S ROAD KOLKATA-700001

Notes to Financial Statements for the year ended 31st March, 2018

	As on 31/03/2018	As on 31/03/2017
13 OTHER CURRENT ASSETS		
Advance Tax (AY 2018-19)	40,00,000.00	-
TCS (AY 2018-19)	36,656.00	-
TDS (AY 2018-19)	8,16,874.55	-
TDS (AY 2017-18)	4,66,706.12	4,66,706.12
TDS (AY 2015-16)	1,32,401.00	1,32,401.00
	54,52,637.67	5,99,107.12
14 REVENUE FROM OPERATIONS		
Sale of Product		
Sale of Flat	46,74,28,013.00	-
Share of Revenue- JV with Maruti	8,04,25,000.00	-
Other Operating Revenue		
Extra Development Charges	1,11,14,880.00	-
Cancellation Charges	-	10,000.00
Nomination Fees Received	68,117.00	12,630.00
Late Payment Charges	-	57,427.66
Interest Received	-	29,895.00
PLC Charges	45,06,312.00	-
Intercom Charges	8,46,848.00	-
Car Parking Charges	3,85,000.00	-
Association Formation	85,000.00	-
	56,48,59,170.00	1,09,952.66
15 OTHER INCOME		
Other Non Operating Income		
Scrap Sales	5,412.00	2,270.00
Misc Income	20,095.00	-
	25,507.00	2,270.00
16 PURCHASE OF STOCK IN TRADE		
Expenses at Construction Site	3,35,86,136.59	10,00,57,562.39
Registration Expenses	1,41,137.78	38,71,173.49
Purchase of Land	12,10,982.15	4,51,01,254.39
	3,49,38,256.52	14,90,29,990.27
17 CHANGES IN INVENTORY		
Inventory at year end		
-WIP/Parti- Aqua Project	6,63,33,627.62	31,91,75,788.20
-Land	3,44,92,798.77	20,97,38,472.93
-Flats	5,69,15,449.47	1,30,78,094.26
A	15,77,41,875.85	54,19,92,355.39
Inventories at beginning of the Year		
-WIP/Parti- Aqua Project	31,91,75,788.20	21,58,04,539.29
-Land	20,97,38,472.93	15,53,43,450.79
-Flats	1,30,78,094.26	1,30,78,094.26
B	54,19,92,355.39	38,42,26,084.34
Net Increase	(38,42,50,479.54)	15,77,66,271.05
18 EMPLOYEE BENEFIT EXPENSES		
Salaries	1,89,730.00	1,62,028.00
	1,89,730.00	1,62,028.00



UTSAV VINIMAY PVT. LTD.

Utsav Ranjan

Director.

UTSAV VINIMAY PRIVATE LIMITED
14 N S ROAD KOLKATA-700001

Notes to Financial Statements for the year ended 31st March, 2018

	As on 31/03/2018	As on 31/03/2017
19 FINANCE COSTS		
Interest on P. Tax	-	506.00
Interest on Loan(Unsecured Loans)	49,77,379.00	80,36,958.00
Interest on service Tax	-	1,00,431.00
Interest on TDS	538.00	4,953.00
Bank Charges	52,253.20	12,817.99
	50,30,170.20	81,55,665.99
20 OTHER EXPENSES		
Advertisement	-	5,900.00
Accounting Charges	50,000.00	-
Donation	93,100.00	-
Membership & Subscription	-	1,01,000.00
Printing & Stationery	-	2,787.00
Professional Fees	8,00,427.00	2,28,730.00
Professional tax	-	5,030.00
Security charges	-	1,33,551.00
Swachh bharat cess	19,180.88	1,01,056.52
Estate Award participation charges	-	17,250.00
Filing Fees	1,902.00	8,663.00
General Expenses at site	45,114.00	8,000.26
Repair and Maintenance	100.00	28,128.00
Audit Fees	30,000.00	20,000.00
Rates and Taxes	4,650.00	1,900.00
Postage & stamp	2,300.00	2,300.00
Travelling & Conveyance	4,531.00	30.00
GST late fine and Reversal	1,550.00	-
Insurance charges	42,784.00	43,929.00
Round off	4,199.88	-
	11,00,438.76	7,08,254.78
21 EXCEPTIONAL ITEMS		
Income declared under IDS	-	2,00,000.00
	-	2,00,000.00
22 BASIC & DILUED EARNING PER SHARE		
Net Profit (Loss) after tax available for appropriation	2,90,07,855.28	84,966.82
Weighted average no. of Equity Shares	10,000.00	10,000.00
Nominal Value Equity Shares	10.00	10.00
Basic and Diluted Earning Per Share	2,900.79	(8.50)

23 No Provision is required to be made on account of Deferred Tax Assets / Liabilities as provided in AS-22 of the Institute of Chartered Accountants of India.

24 The company does not anticipate any provision to be made on account of contingent liabilities.


25 Earning / Expenditure on Foreign Exchange - Nil.

26 Figures for the previous figures have been regrouped or rearranged wherever considered necessary.

27 Interest paid has been charged on the basis of fund utilised in the respective project.

1. Plans at UtSav - Kolkata:

Particulars	Sq. Ft.	Rate	Amount (Rs.)
Opening Cost of Finished Goods	12,764.00	1,024.61	1,30,78,094.26
Total Construction Cost @ 1024.61 Sq.ft	-	-	-
A.R. / Compensation on Flat Completion	-	-	-
Less: Cost Of Flat Sold	-	-	-
Cost of Finished Goods	12,764.00	-	1,30,78,094.26



UTSAV VINIMAY PVT. LTD.

(Signature)

Director.

UTSAV VINIMAY PRIVATE LIMITED
14 N S ROAD KOLKATA-700001

Notes to Financial Statements for the year ended 31st March,2018

28 Related Party Disclosures for the year ended March 31, 2018 as per AS-18 issued by The Institute of Chartered Accountants of India:

a) Related Party and their relationships

1 Enterprise owned and controlled by Key Management Personnel and their Relatives:

- | | |
|-------------------------------------|-----------------------------------|
| i) Norfox Vincom Pvt Ltd | vi) Pansari Developers Pvt Ltd |
| ii) Paceman Sales Promotion Pvt Ltd | vii) Capetown Tradelink Pvt Ltd |
| iii) Mintoo Garments Pvt Ltd | viii) Godbalaji Tradelink Pvt Ltd |
| iv) Puri Vanaspati Pvt Ltd | ix) Metro City Vanija Pvt Ltd |
| v) Puri Nasu Creators LLP | |

2 Key Management Personnel:

- i) Mahesh Agarwal


	Particulars	Enterprise owned and controlled by Key Management Personnel and their relatives		Key Management Personnel		Total	
		Transaction Value	Balance outstanding as on 31.03.2018	Transaction Value	Balance outstanding as on 31.03.2018	Transaction Value	Balance outstanding as on 31.03.2018
1	Short Term Borrowings						
i)	Norfox Vincom Pvt Ltd	(13,78,48,154.00)	-	-	-	(13,78,48,154.00)	-
ii)	Paceman Sales Promotion Pvt Ltd	(2,71,562.00) (21,32,781.00)	(1,50,740.00)	-	-	(2,71,562.00) (21,32,781.00)	(1,50,740.00)
iii)	Puri Vanaspati Pvt Ltd	5,50,69,815.00	34,213.00	-	-	5,50,69,815.00	34,213.00
2	Loans and Advances						
i)	Pansari Developers Pvt Ltd	10,46,30,459.54 (2,85,91,238.56)	- (1,12,93,258.00)	-	-	10,46,30,459.54 (2,85,91,238.56)	- (1,12,93,258.00)
ii)	Capetown Tradelink Pvt Ltd	960.00	-	-	-	960.00	-
iii)	Godbalaji Tradelink Pvt Ltd	480.00	-	-	-	480.00	-
iv)	Haraprabha Commercial Pvt Ltd	11,32,557.44	-	-	-	11,32,557.44	-
v)	Metro City Vanija Pvt Ltd	31,32,557.44	-	-	-	31,32,557.44	-
vi)	Mintoo Garments Pvt Ltd	11,83,037.44	(50,000.00)	-	-	11,83,037.44	(50,000.00)

UTSAV VINIMAY PVT. LTD.

Mahesh Agarwal
Director

UTSAV VINIMAY PVT. LTD.

Utsav Banerjee
Director



UTSAV VINIMAY PVT. LTD.

Utsav Banerjee
Director

USTAV VINIMAY PRIVATE LIMITED
14 N S ROAD KOLKATA-700001

NOTE NO. 7 TANGIBLE ASSETS
(Not Under Lease)

DESCRIPTION	Life of the Asset (Years)	GROSS BLOCK			DEPRECIATION			NET BLOCK	
		Cost as on 01.04.2017	Addition during the year	As on 31.03.2018	Up to 01.04.2017	For the year	As on 31.03.2018	As on 31.03.2018	As on 31.03.2017
Furniture (25.89%)	10	3,35,375.00	-	3,35,375.00	30,283.39	78,825.73	1,09,109.12	2,26,265.88	3,05,091.61
Vehicles									
Motor Car (31.23%)	8	21,84,521.00	42,52,446.00	64,16,967.00	11,65,954.24	13,55,351.82	25,21,306.06	38,95,660.94	10,18,566.76
Office Equipment (45.07%)	5	31,897.00	-	31,897.00	20,873.10	4,968.47	25,841.57	6,055.43	11,023.90
Cycle/Vehicles (25.89%)	10	57,540.00	-	57,540.00	30,983.37	6,893.38	37,876.65	19,663.35	26,556.73
Computer (63.16%)	3	54,120.00	24,900.00	79,020.00	27,671.16	30,199.70	57,870.85	21,149.15	26,448.84
Grand Total		23,29,653.00	42,57,346.00	69,20,799.00	7,77,670.03	14,76,239.10	27,52,004.26	41,68,794.74	13,87,687.84
Previous Year		23,29,653.00	3,33,800.00	26,63,453.00	7,77,670.03	4,98,095.13	12,75,765.16	13,87,687.84	15,51,982.97

Addition to Fixed Asset

MOTOR CAR		
Date	Days	Amount
29/05/2017	307.00	5,00,000.00
22/06/2017	283.00	37,32,446.00
TOTAL		42,32,446.00

COMPUTER		
Date	Days	Amount
03/06/2017	302.00	150.00
30/06/2017	275.00	24,200.00
03/10/2017	180.00	550.00
TOTAL		24,900.00

USTAV VINIMAY PVT. LTD.

Abul Hasan Ali Nadwi
Director

USTAV VINIMAY PVT. LTD.

Abul Hasan Ali Nadwi
Director



UTSAV VINIMAY PVT. LTD.
Abul Hasan Ali Nadwi
 Director

UTSAV VINIMAY PVT. LTD.
14 N S ROAD KOLKATA-700001

SUB - SCHEDULE

	<u>As on</u> <u>31/03/2018</u>	<u>As on</u> <u>31/03/2017</u>
<u>OTHER CURRENT LIABILITIES</u>		
<u>OTHER PAYABLE</u>		
Service Tax Payable	-	16,776.48
Salary Payable	96,262.00	1,24,907.00
TDS Payable	4,35,028.00	9,71,826.00
Professional Fees/Audit Fees Payable	35,000.00	42,000.00
Professional Tax Payable (Employee)	2,640.00	3,300.00
GST Payable	6,638.00	-
Filing Fees Payable	-	600.00
S TDS Payable	-	2,080.00
	<u>5,75,568.00</u>	<u>11,61,489.48</u>

UTSAV VINIMAY PVT. LTD.

Abhishek Aggarwal
Director

UTSAV VINIMAY PVT. LTD.

Uli Bant
Director

UTSAV VINIMAY PVT. LTD.

Uli Bant

Director.

USTAV VINIMAY PRIVATE LIMITED
14 N S ROAD KOLKATA-700001

Details of Closing Stock of Land & WIP as on 31st March 2018

Particulars	Flats at Kalaberia	Aqua 1		Laketown	Chakjot shibrampur	at Buroshibolla main road(season II)	at Dasidrone(Aqua 2)	TOTAL
	Utsav	Land Cost	Construction Cost	JV with Martin	Land	Land	Aqua 2	
Opening Value	1,30,78,094.26	6,73,81,785.62	31,91,75,788.20	6,40,64,641.95	1,28,66,557.50	1,91,50,620.61	4,62,74,867.25	54,19,92,355.39
Add : Addition during the year	-	-	-	-	-	-	-	-
Development Expenses	-	-	-	-	-	-	-	-
Development/Construction Expenses	-	-	-	-	-	-	-	-
Purchase of Land	-	-	-	-	12,10,982.15	-	-	12,10,982.15
Construction Expenses	-	-	1,37,84,419.22	-	-	-	1,98,01,717.37	3,35,86,136.59
Proportionate cost of Land	-	(6,04,86,066.94)	-	-	-	-	-	(6,04,86,066.94)
Cost of project	-	-	-	(6,38,46,822.17)	-	-	-	(6,38,46,822.17)
Less : Cost of Flats Sold	-	-	(29,98,33,225.95)	-	-	-	-	(29,98,33,225.95)
Direct Expenses	-	-	-	-	-	-	-	-
Registration Expenses	-	-	-	-	1,41,137.78	-	-	1,41,137.78
Interest on loan	-	25,76,654.05	12,38,001.00	-	1,93,650.22	7,12,030.72	2,57,143.00	49,77,379.00
TOTAL	1,30,78,094.26	94,72,372.73	3,43,64,982.47	2,17,819.78	1,44,12,327.65	1,98,62,651.34	6,63,33,627.62	15,77,41,875.85

USTAV VINIMAY PVT. LTD.
Abhishek Aggarwal
Director

USTAV VINIMAY PVT. LTD.
Abhishek Aggarwal
Director

USTAV VINIMAY PVT. LTD.
Abhishek Aggarwal
Director

UTSAV VINIMAY PVT LTD
14 N S ROAD KOLKATA-700001

E.Y. 2017-18

DETAILS OF CONSTRUCTION EXPENSES- PURTIAQUA 2

PARTICULARS	AMOUNT
Purchases	1,67,57,502.87
Misc Purchase	57,644.00
Advertisement & Hoarding	2,03,333.00
Carriage Inward	1,32,764.00
Conveyance Charges	8.00
Engineering Service	30,045.00
Freight	2,810.00
General Expenses	1,500.00
Labour Charges	12,45,087.50
Printing	11,500.00
Professional Fees	10,03,360.00
Security Charges	2,24,163.00
Social Media	1,32,000.00
TOTAL	1,98,01,717.37

DETAILS OF CONSTRUCTION EXPENSES- PURTIAQUA 1

PARTICULARS	Amount	VAT	Discount/Short & Excess	As on 31/03/2018
Accounting Charges	2,39,800.00			2,39,800.00
Depreciation	1,20,315.48			1,20,315.48
Advertisement Expenses	4,62,305.50			4,62,305.50
Brokerage & Commission	24,75,935.70			24,75,935.70
Genral Credit written off	2,70,684.12			2,70,684.12
Licence Fees	37,088.00			37,088.00
Weightment Expenses	310.00			310.00
Delivery Charges	600.00			600.00
Freight Charges	23,035.00			23,035.00
Conveyance Expenses	10,702.00			10,702.00
Electricity Expenses	54,792.00			54,792.00
General Expenses	74,633.00			74,633.00
Loading and Unloading Expenses	800.00			800.00
Labour Charges	25,37,758.51			25,37,758.51
Material Purchase	29,49,691.33	5,52,155.58	8,252.00	34,93,594.91
Misc. Purchase	1,15,687.00			1,15,687.00
Plantation charges	1,01,690.00			1,01,690.00
Promotional Activity	55,293.00			55,293.00
Installation Charges	2,28,778.00			2,28,778.00
Construction Tax	2,040.00			2,040.00
Power & Fuel	52,209.00			52,209.00
Printing & Stationery for Site	11,686.00			11,686.00
Professional Fees	1,29,125.00			1,29,125.00
Architectural Visualisation	75,000.00			75,000.00
Security Charges	1,95,517.00			1,95,517.00
Telephone & mobile charges	32,381.00			32,381.00
Repairing Charges	11,93,690.00			11,93,690.00
Salary at site	12,89,126.00			12,89,126.00
Transportation Charges	1,400.00			1,400.00
Works contract labour	30,179.00			30,179.00
Gift Purchases	4,68,264.00			4,68,264.00
TOTAL	1,32,40,515.64	5,52,155.58	8,252.00	1,37,84,419.22

UTSAV VINIMAY PVT. LTD.

Debabrata Ghosh
Director

UTSAV VINIMAY PVT. LTD.

Subhojit Banerjee
Director

Subhojit Banerjee

UTSAV VINIMAY PVT LTD
14 N S ROAD KOLKATA-700001

FINANCIAL YEAR 2017-18

Project Aqua -I	Amount	Amount
Opening Construction Work-in-progress	31,91,75,788.20	
Add: Advance to Parties (Rs. 91.43 lacs+ estimated bills pending)	1,26,00,000.00	
Add: Proportionate Interest	12,38,001.00	
Add: Construction Expenses during this year	1,37,84,419.22	34,67,98,208.42
Total Construction Expenses		34,67,98,208.42
COST PER SQ. FT		2,539.88
Less : Construction Cost of Flat Sold during the Year	29,98,33,225.95	29,98,33,225.95

Particulars	Area (Sq. Ft.)	Area (Sq. Ft.)
Built up Area of Flat in Hand	1,25,261.00	
Add: Parking Lot	11,280.00	1,36,541.00
Less: Total Area Sold in FY 2017-18		
Total Area of Flats Sold	1,08,690.00	
Add: Parking Lot	9,360.00	1,18,050.00
Total Construction Area remaining as on 31/03/2018		
Unsold Flat Area	16,571.00	
Unsold Car Parking Lot	1,920.00	18,491.00

Sub Schedule

Payable to Joint Land Owners	Amount
Attribute Build Worth Pvt.Ltd.	4,55,936.96
Barsaat Vanpva Pvt.Ltd.	4,55,936.96
Ganeshyam Traders Pvt.Ltd.	4,55,936.96
Godbalaji Merchants Pvt.Ltd.	4,55,936.96
Haraparbati Commercial Pvt.Ltd.	4,55,936.96
Mintoo Garments Pvt.Ltd.	4,55,936.96
Single Point Agencies Pvt.Ltd.	4,55,936.96
Single Point Commosale Pvt.Ltd.	4,55,936.96
Single Point Merchants Pvt.Ltd.	4,55,936.96
Single Point Suppliers Pvt.Ltd.	4,55,936.96
Nanu Tradecom Pvt Ltd	3,80,83,163.32
	4,26,42,532.92

Share of Land Owners

Sales	48,44,26,922.00
Less : Construction Cost of Flat Sold during the Year	29,98,33,225.95
Surplus	18,45,93,696.05

Share of Utsav Vinimay Pvt Ltd (45%)

8,30,67,163.22

Share of Other Land Owners

DISTRIBUTION OF SHARE	SHARE OF LAND	PROFIT SHARE	AMOUNT
Nanu Tradecom Pvt Ltd	45%	45%	8,30,67,163.22
Single Point Agencies Pvt Ltd	1%	1.00%	18,45,936.96
Single Point Merchant Pvt Ltd	1%	1.00%	18,45,936.96
Single Point Suppliers Pvt Ltd	1%	1.00%	18,45,936.96
Single Point Commosale Pvt Ltd	1%	1.00%	18,45,936.96
Attribute Build Worth Pvt Ltd	1%	1.00%	18,45,936.96
Ganeshyam Traders Pvt.Ltd.	1%	1.00%	18,45,936.96
Mintoo Garments Pvt.Ltd.	1%	1.00%	18,45,936.96
Godbalaji Merchants Pvt.Ltd.	1%	1.00%	18,45,936.96
Barsaat Vanpva Pvt.Ltd.	1%	1.00%	18,45,936.96
Haraparbati Commercial Pvt.Ltd.	1%	1.00%	18,45,936.96
TOTAL	55%	55%	10,15,26,532.83

Proportionate Cost of Land for flat sold during the year 2017-18

Opening Cost of Land	6,73,81,785.62
Add: Interest cost	25,76,65,105
	6,99,58,439.67
Percentage of Constructed area sold	86.46%
Proportionate Cost of Land for flat sold during the year	6,04,86,066.94
Closing Cost of Land	94,72,372.73

UTSAV VINIMAY PVT. LTD.

Utsav Vinimay

Director.

UTSAV VINIMAY PVT. LTD.
14 N S ROAD KOLKATA-700001

ASSESSMENT YEAR : 2018-19

ANNEXURE - 'A'
TO FORM NO. 3CD

Depreciation as per Income Tax Rules

Particulars	Rate of Depreciation	Balance as on 01.04.2017	Additions		Total	Depreciation for the year	Balance as on 31.03.2018
			Upto 03-10-17	After 03-10-17			
Furniture & Fixture	10%	3,02,596.14	-	-	3,02,596.14	30,259.61	2,72,336.53
Motor Cycle	15%	34,468.99	-	-	34,468.99	5,170.35	29,298.64
Motor Car	15%	14,65,494.03	42,32,446.00	-	56,97,940.03	8,54,691.00	48,43,249.02
Office Equipment	15%	23,045.58	-	-	23,045.58	3,456.84	19,588.75
Computer	40%	18,918.48	24,900.00	-	43,818.48	17,527.39	26,291.09
Total		18,06,069.52	42,57,346.00	-	61,01,869.23	9,11,105.20	51,90,764.03

UTSAV VINIMAY PVT. LTD.

Mahesh Aggarwal
Director

UTSAV VINIMAY PVT. LTD.

Uli Rana
Director

UTSAV VINIMAY PVT. LTD.

Uli Rana

Director


UTSAV VINIMAY PRIVATE LIMITED
14 N S ROAD KOLKATA-700001

PAN: AAACU8248B


GROSS PROFIT CALCULATION

Particulars	2017-18	2016-17
Sales	56,48,59,170.00	1,09,952.66
Less: Purchases	3,49,38,256.52	14,90,29,990.27
Less: Change In Inventory	38,42,50,479.54	(15,77,66,271.05)
Less: Finance Costs	50,30,170.20	81,55,665.99
Gross Profit	14,06,40,263.74	6,90,567.45
	24.90	628.06

UTSAV VINIMAY PVT. LTD.


Director

UTSAV VINIMAY PVT. LTD.


Director



UTSAV VINIMAY PRIVATE LIMITED

29. SIGNIFICANT ACCOUNTING POLICIES:-

1. **Accounting Concepts**

The Financial Statements are prepared and presented in accordance with Generally Accepted Accounting Principles (GAAP) in India and comply in all material aspects with the Accounting Standards (AS) as notified under the Companies (Accounting Standard) Rules, 2006(as amended), other procurements of the Institute of Chartered Accountants Of India, the relevant provisions of the Company Act, 2013 and guidelines issued by Securities And Exchange Board of India.

2. **Fixed Assets**

All Fixed Assets are stated at cost less accumulated depreciation/amortisation. Cost comprises of purchase price (Net of Modvat) and any attributable cost of bringing the assets to its working condition for its intended use.

3. **Inventories**

a) Inventories are valued at lower of cost or net realizable value and include expenses directly attributable to it.

4. **Depreciation**

Depreciation on Fixed Assets is provided on W.D.V. Method in the manner specified in Schedule II of the Companies Act, 2013.

5. **Recognition of Income & Expenditure**

Items of Income & Expenditure are recognized on accrual basis, except specifically stated otherwise.

6. **Provision for Current and Deferred Tax**

Provision for Current Tax is made on the basis of estimated taxable income for the current accounting period in accordance with the provisions of the Income Act, 1961.No provision for deferred tax is being made as per AS-22 of Institute of Chartered Accountants of India.

7. **Contingent Liabilities**

Contingent Liabilities, if any are disclosed in notes on accounts.

8. The Company has not made provision for deferred taxes Assets/Liabilities as provided in AS-22 of Institute of the Chartered Accountants of India.

9. The construction of Project Aqua-1 is complete and the company has applied for Completion Certificate before the relevant authorities. All the flats booked till the end of the year where major part of consideration is received / to be received has accordingly been recognized as sales for the year.

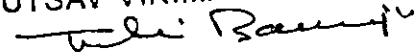
UTSAV VINIMAY PVT. LTD.


Director

MAHESH KUMAR AGARWAL
DIN: 00480731




UTSAV VINIMAY PVT. LTD.



Director

TUHIN BANERJEE
DIN:07726314

UTSAV VINIMAY PVT. LTD.


Director.

