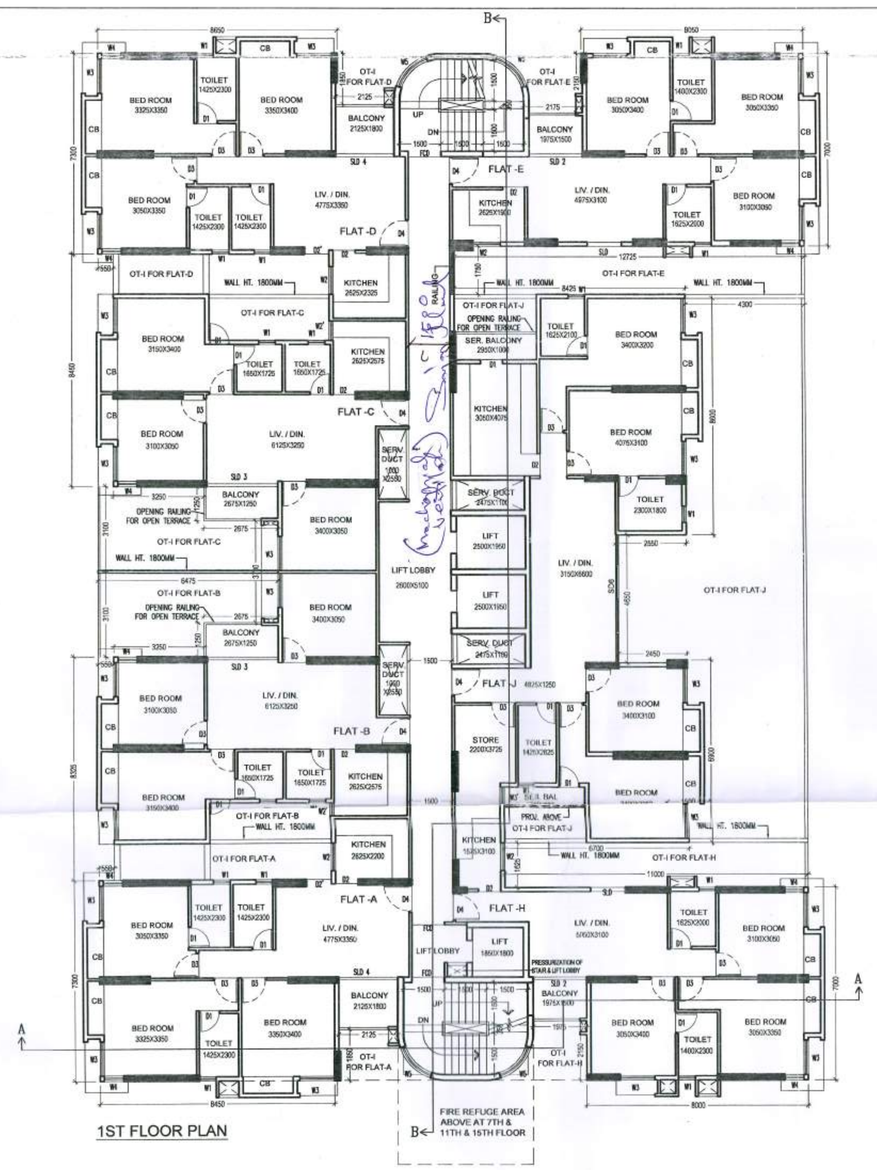

1ST FLOOR PLAN

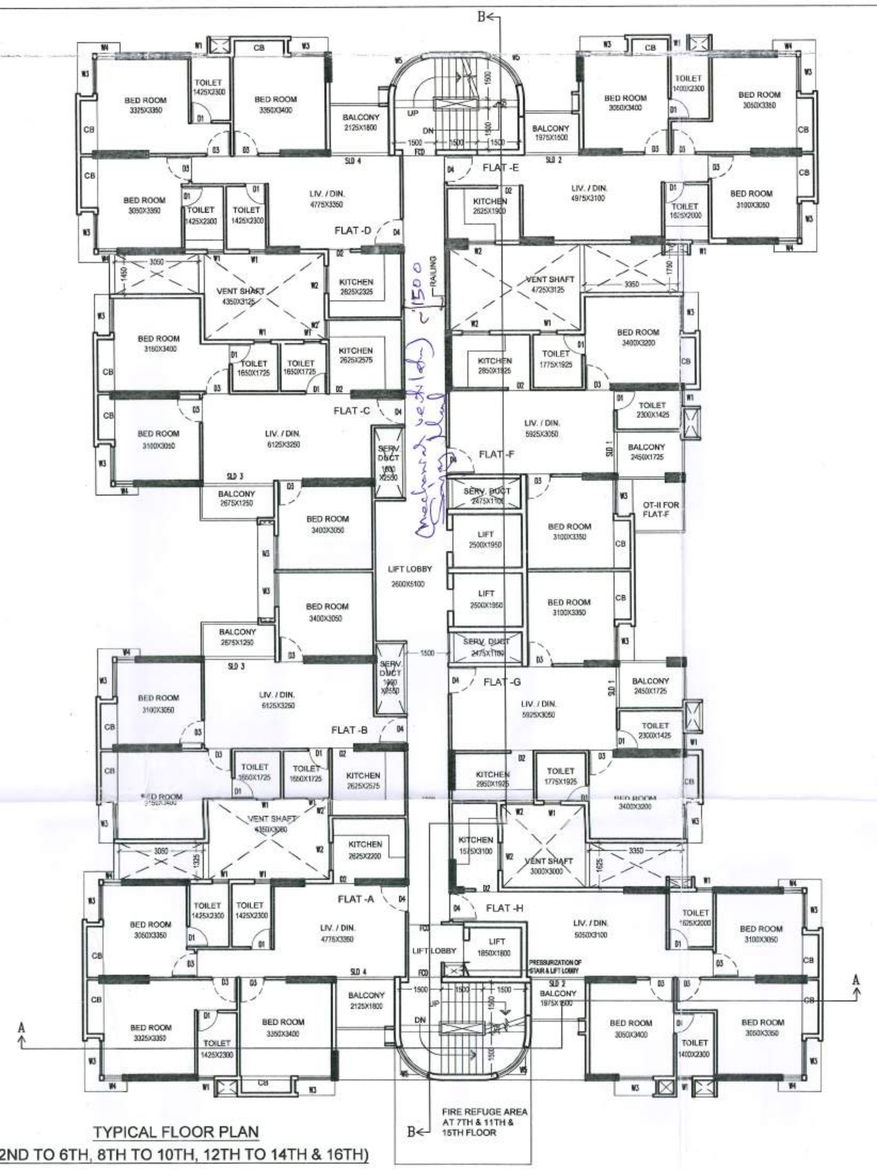

TYPICAL FLOOR PLAN
(2ND TO 6TH, 8TH TO 10TH, 12TH TO 14TH & 16TH)

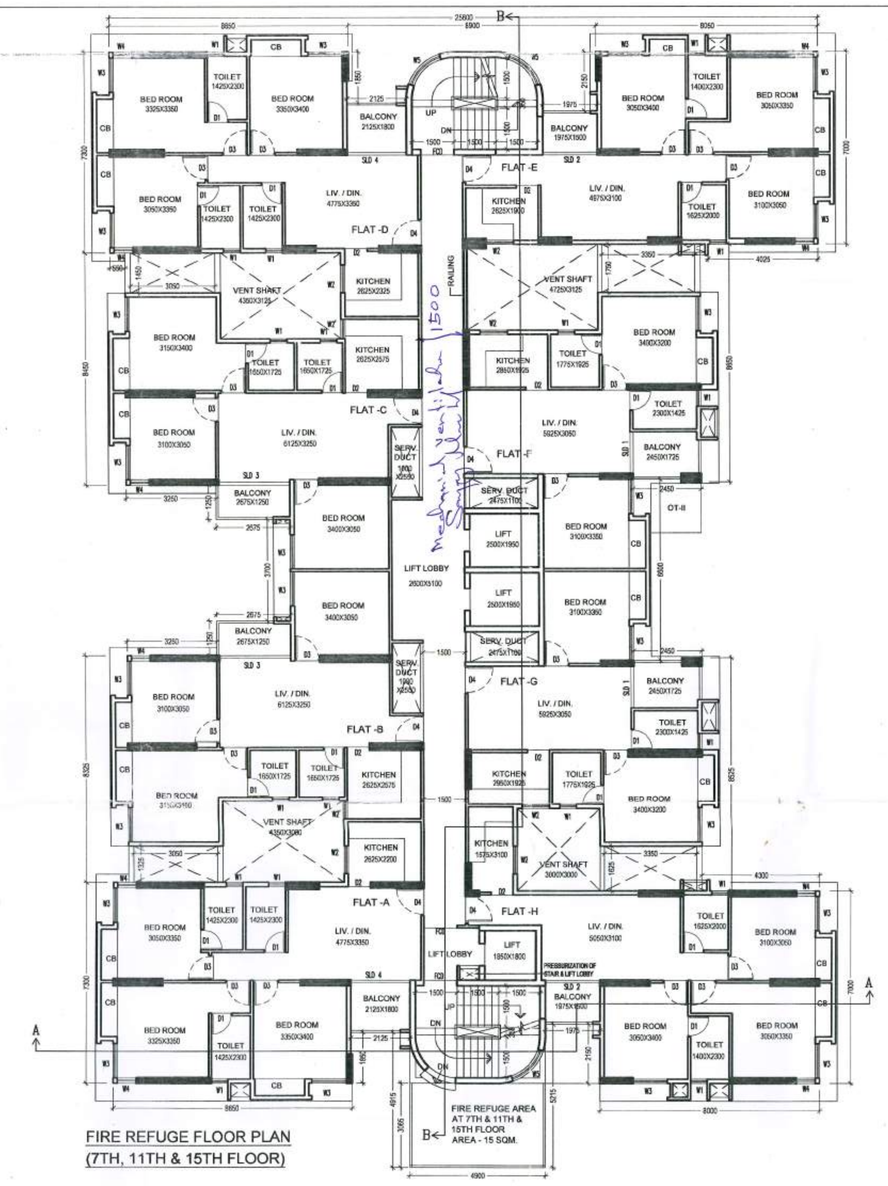

FIRE REFUGE FLOOR PLAN
(7TH, 11TH & 15TH FLOOR)

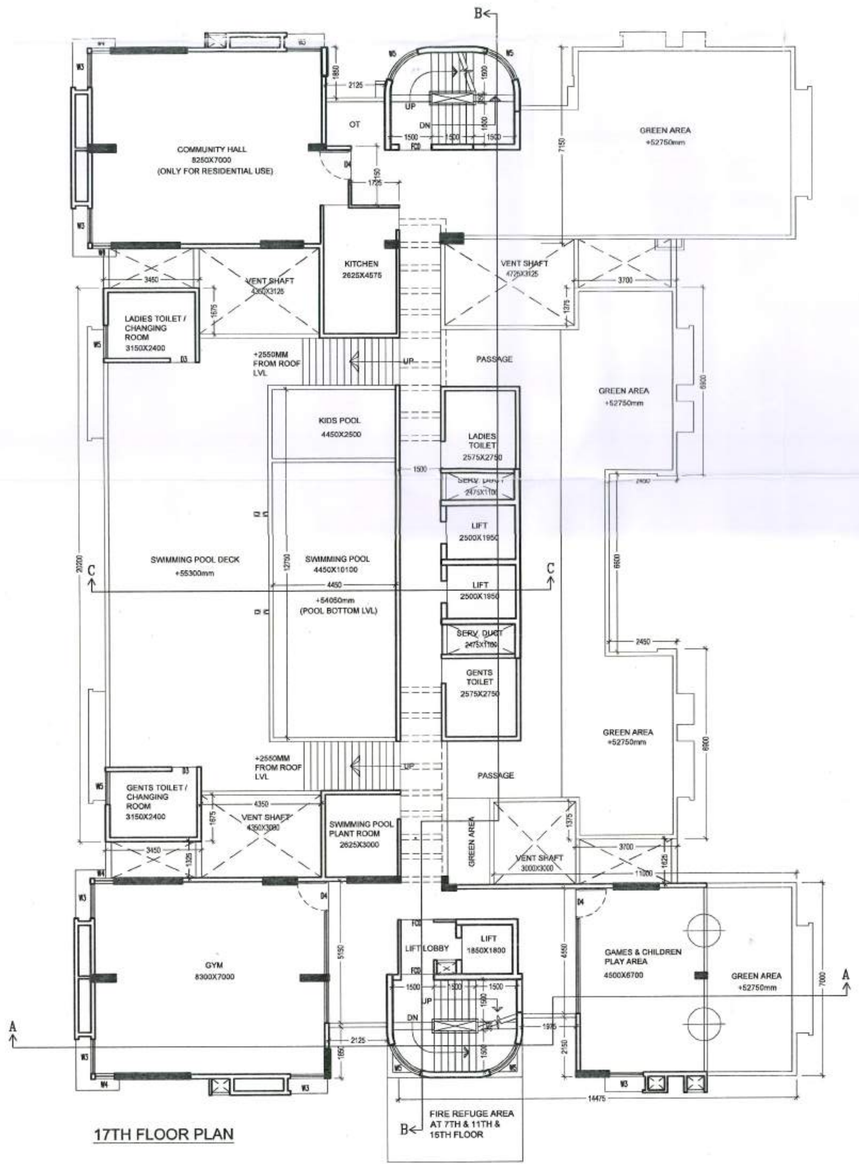

17TH FLOOR PLAN

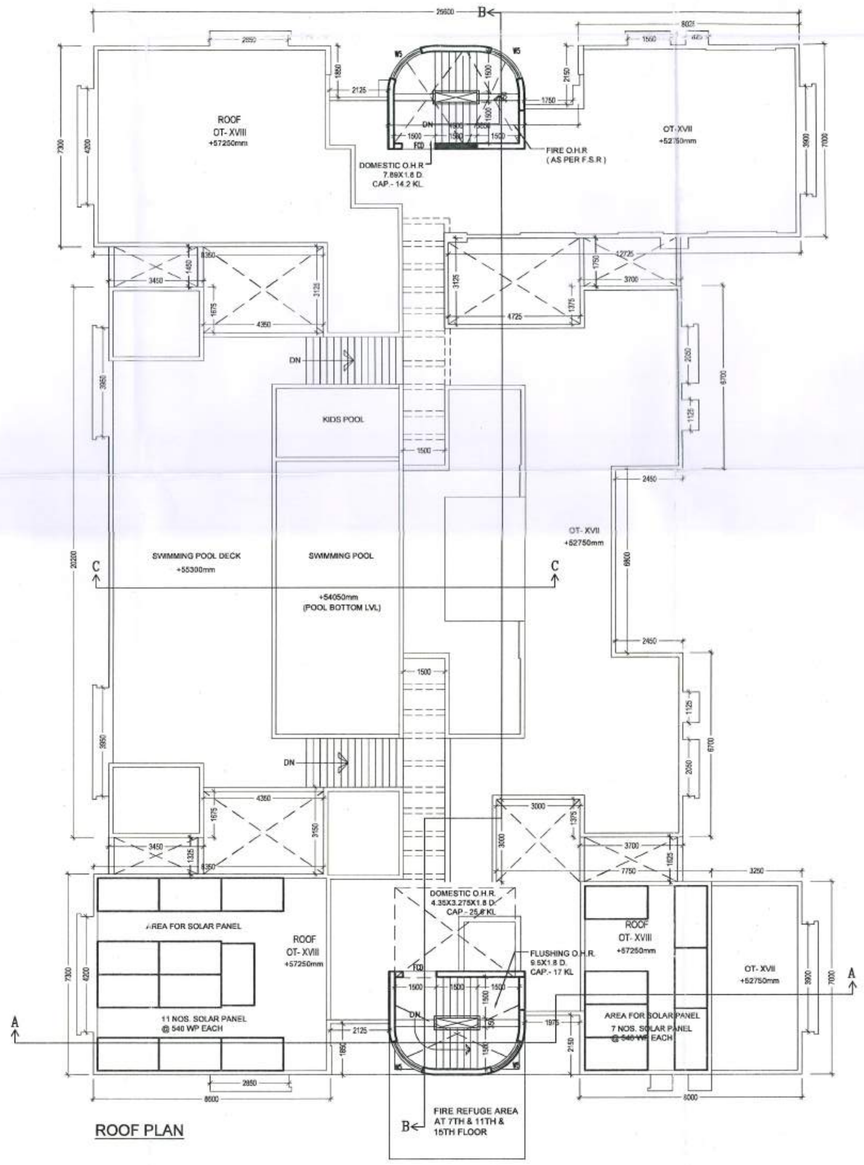

ROOF PLAN

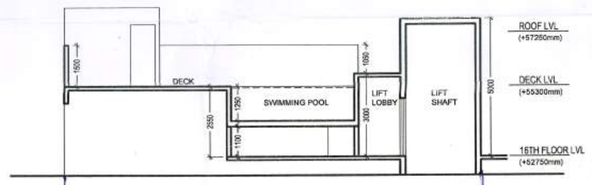

SECTION C-C THROUGH SWIMMING POOL

Full Section will be drawn if before sanction/demand

SCHEDULE OF DOORS & WINDOWS								
TYPE	SILL	UNIT1	SIZE	TYPE	SILL	UNIT1	SIZE
D1	–	2250	750X2250	W1	1300	2400	600X1100
D2	–	2250	800X2250 (OPEN)	W2	1200	2400	700X1200
D2'	–	2250	900X2250	W2'	1200	2400	900X1200
D3	–	2250	1000X2250	W3	300	2400	1250X2100
D4	–	2250	1100X2250	W4	300	2400	700X2100
D4'	–	2250	1050X2250	W5	900	2100	1200X1200
D5	–	2250	1250X2250				
SD1	–	2250	1725X2250				
SD2	–	2250	1800X2250				
SD3	–	2250	2575X2250				
SD4	–	2250	3075X2250				
SD5	–	2250	1500X2250				
SD6	–	2250	2400X2250				
FD3	–	2250	1100X2250				

DECLARATION OF OWNER

WE DO HEREBY UNDERTAKE WITH FULL RESPONSIBILITY THAT
1. WE SHALL ENGAGE ARCHITECT, E.S.E. & G.T.E. DURING CONSTRUCTION.
2. WE SHALL FOLLOW THE INSTRUCTION OF ARCHITECT, E.S.E. & G.T.E. DURING CONSTRUCTION OF THE BUILDING (AS PER B.S. PLAN).
3. K.M.C. AUTHORITY WILL NOT BE RESPONSIBLE FOR STRUCTURAL STABILITY OF THE BUILDING & ADJOINING STRUCTURE.
4. IF ANY SUBMITTED DOCUMENTS ARE FOUND TO BE FAKE, THE K.M.C. AUTHORITY MAY REVOKE THE SANCTION PLAN.
5. THE CONSTRUCTION OF UNDER GROUND WATER RESERVOIR WILL BE UNDER THE GUIDANCE OF ARCHITECT, E.S.E. & G.T.E. BEFORE STARTING OF BUILDING FOUNDATION WORK.
6. THE PREMISES IS NOT TENANTED AND FULLY OCCUPIED BY THE OWNERS.
7. DURING INSPECTION OF THE PLOT WAS IDENTIFIED BY US.
8. THERE IS NO LEGAL COURT CASE PENDING AGAINST THIS PREMISES
9. EXISTING STRUCTURE TO BE DEMOLISHED BEFORE COMMENCEMENT OF WORK.

SRI TARANG DALMIA C.A. OF
1. USHA GRIHA NIRMAN PRIVATE LIMITED
2. SAMARA EXPORTS PRIVATE LIMITED
3. JAGMATA INFOTECH LLP
4. SHIVACHALLISA INFOTECH LLP
5. VINAYAK SURYA CONSTRUCTION LLP
6. ISOMETRIC PROPERTIES PVT.LTD.
7. WHITE SQUARE PROPERTIES PVT. LTD.

NAME OF OWNERS/APPLICANT

DECLARATION OF STRUCTURAL ENGINEER

THE STRUCTURAL DESIGNS AND DRAWINGS OF BOTH FOUNDATION AND SUPERSTRUCTURE OF THE BUILDING HAS BEEN MADE BY ME CONSIDERING THE SOIL TEST REPORT (AS PER THESE RULES AND THE REGULATIONS MADE UNDER THE ACT) MADE BY GEOTEST ENGINEERS PVT. LTD. (MR. ALOK ROY) 6A, MILAN PARK, KOLKATA-700084. AND ALSO CONSIDERING ALL POSSIBLE LOADS INCLUDING THE SEISMIC LOAD AS PER N.B.C OF INDIA AND CERTIFY THAT IT IS SAFE AND STABLE IN ALL RESPECTS.

DEBDAS BISWAS
E.S.E. / I / 272
NAME OF STRUCTURAL ENGINEER

MAINAK MAJUMDER
E.S.R. (I) 152 / 4
NAME OF STRUCTURAL REVIWER

DECLARATION OF ARCHITECT

CERTIFIED WITH FULL RESPONSIBILITY THAT THE BUILDING PLAN HAS BEEN DRAWN UP AS PER PROVISION OF K.M.C. BUILDING RULES 2009 AS AMENDED FROM TIME TO TIME & THAT THE SITE CONDITION INCLUDING WIDTH OF THE ABUTTING ROAD CONFORMS WITH THE PLAN, WHICH HAS BEEN MEASURED AND VERIFIED BY ME. IT IS A BUILDABLE SITE AND NOT A TANK OR FILLED UP TANK. THE LAND WITH EXISTING STRUCTURE ARE DEMARCATED BY BOUNDARY WALL. THE CONSTRUCTION OF UNDER GROUND WATER TANK WILL BE COMPLETED BEFORE STARTING OF BUILDING FOUNDATION WORK.

NAME OF ARCHITECT
SANJAY MANDAL
26/2, BALLYGUNGE CIRCULAR ROAD. KOL- 19
C.O.A. REG. NO. CA/98/23621

DECLARATION OF GEOTECHNICAL ENGINEER

THE UNDERSIGNED HAS INSPECTED THE SITE AND CARRIED OUT SOIL INVESTIGATION THERE ON. IT IS CERTIFIED THAT EXISTING SOIL OF THE SITE IS ABLE TO CARRY THE LOAD COMING FROM THE PROPOSED CONSTRUCTION AND THE FOUNDATION SYSTEM PROPOSED HEREIN IS SAFE AND STABLE IN ALL RESPECT FROM THE GEO TECHNICAL POINT OF VIEW.

Mr. ALOK ROY
G.T/I/11
NAME OF GEOTECHNICAL ENGINEER

TITLE:
1ST FLOOR PLAN, TYPICAL FLOOR PLAN (2ND - 6TH, 8TH - 10TH, 12TH - 14TH & 16TH), FIRE REFUGE FLOOR PLAN (7TH, 11TH & 15TH FLOOR), 17TH FLOOR PLAN & ROOF PLAN

JOB NO.	IN/1301
DRG. NO.	IN/1301/CORP/AR-02
DEALT	SDEY
ISSUE STATUS	CORPORATION

NOTE:
1. ALL DIMENSION ARE TO BE READ NOT TO BE
2. ALL EXTERNAL WALLS ARE 200 THK. BRICK AND ALL INTERNAL WALLS ARE 100 THK BRICK WALL.
3. ALL DIMENSIONS ARE IN MM.

SPECIFICATIONS
1. R.C.C. FRAME STRUCTURE WITH CONC. GRADE 1:1.5:3.
2. 150 MM. THK. RCC EXTERNAL WALL & 100 MM. THK. INTERNAL BRICK WALL WITH 1:4 CEMENT MORTER JOINTS.
3. STEEL Z- SECTION WINDOWS.
4. CAST-IN-SITU MOSAIC FLOORING.
5. 1:5 & 1:4 CEMENT PLASTER ON INTERNAL WALLS AND CEILING RESPECTIVELY.
6. WATER PROOFING TREATMENT.
7. P.O.P. PUNNING ON INTERNAL WALLS & CEILING.

B.P. NO. :–
SANCTIONED DATE :–
VALID UPTO :–

SIG. OF ASSISTANT ENGINEER (C)

SIG. OF EXECUTIVE ENGINEER (C)

ARCHITECT
INNATE ARCHITECTS PLANNERS ENGINEERS
26/2 Ballygunge Circular Road , Udayan Park Flat No.-7,
3rd Floor, Kolkata-700019 FAX : (033) 2269-4026,
TEL : (033) 4000-6422-26 www.innateindia.com

THIS DRAWING IS A PRIVATE AND CONFIDENTIAL DOCUMENT AND IT MUST NOT TO BE COPIED OR LENT WITHOUT THE CONSENT OF M/S INNATE

PROJECT
PROPOSED PLAN OF G+XVII (57.25 M. HT.) STORIED RESIDENTIAL BUILDING U/S 393A OF KMC ACT 1980, COMPLYINGN WITH K.M.C BUILDING RULE 2009, AT PRE. NO.- 50A, BAKRAHAT ROAD, WARD NO.- 144, BOROUGH - XVI, P.O.- JOKA, KOLKATA-104, P.S.-THAKURPUKUR, WITHIN KOLKATA MUNICIPAL CORPORATION.