SOUTH SIDE ELEVATION

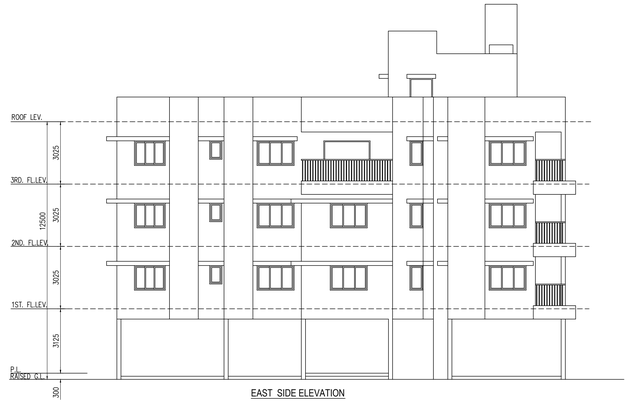


EAST SIDE ELEVATION

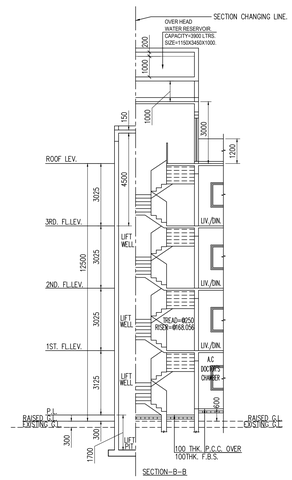


## SPECIFICATION

R.C.C. FRAME STRUCTURE WITH CONC. GRADE 1:1.5:3.
200 M.M. THK. EXTERNAL 100 M.M. THK. INTERNAL WALLS WITH
1:4 CEMENT MORTER JOINTS.
ALUMINIUM CASEMENT WINDOWS.
CAST-IN-SITU MOSAIC FLOORING.
1:6 & 1:4 CEMENT PLASTER ON INTERNAL WALLS AND CEILING RESPECTIVELY.
WATER PROOFING TREATMENT.
P.O.P. PUNNING ON INTERNAL WALLS & CEILING.
ALL PLANTER PROJECTIONS ARE FROM BOTTOM OF BEAM
THE DEPTH OF S.U.W.R. & SEPTIK TANK WILL NOT EXCEED THE DEPTH OF
FOUNDATION OF THE NEIGHBOURING COLUMN OF THE BUILDING.
ALL SHORTS OF PRECAUTIONARY MEASURES WILL BE TAKEN THE TIME OF CONSTRUCTION OF BUILDING
U.G.W.R.

### SCHEDULE OF DOORS

| NO. | TYPE | SIZE | LINTEL HEIGHT | REMARKS |
|---|---|---|---|---|
| 1) | D1 | 1100 X 2100 | 2100 | |
| 2) | D2 | 900 X 2100 | 2100 | |
| 3) | D3 | 750 X 2100 | 2100 | |
| 4) | SW1 | 2250 X 2100 | 2100 | |
| 5) | SW2 | 2150 X 2100 | 2100 | |
| 6) | SW2 | 1450 X 2100 | 2100 | |
| 6) | SW3 | 1775 X 2100 | 2100 | |

### SCHEDULE OF WINDOWS

| NO. | TYPE | SIZE | SILL HEIGHT | LINTEL HEIGHT | REMARKS |
|---|---|---|---|---|---|
| 1) | W1 | 1200X1200 | 900 | 2100 | |
| 2) | W1A | 1000X1800 | 300 | 2100 | |
| 3) | W2 | 1800X1200 | 900 | 2100 | |
| 4) | W3 | 1500X1200 | 900 | 2100 | |
| 5) | W4 | 600x900 | 1200 | 2100 | |
| 6) | W4A | 450x900 | 1200 | 2100 | |
| 7) | W5 | 1000X1000 | 1100 | 2100 | |
| 8) | W5A | 1000X1200 | 900 | 2100 | |

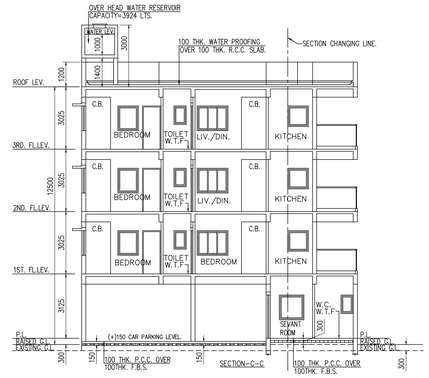


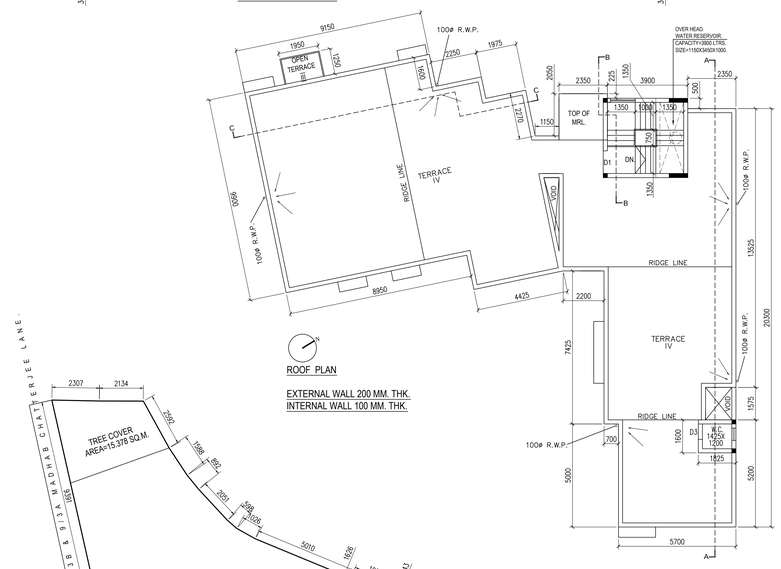


ROOF PLAN

EXTERNAL WALL 200 MM. THK.
INTERNAL WALL 100 MM. THK.

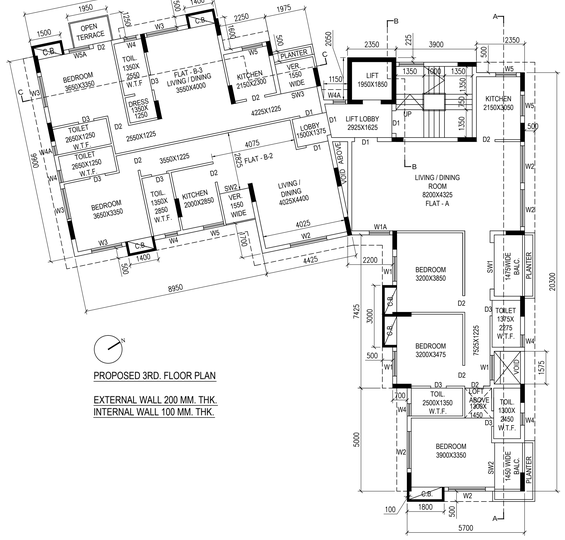


PROPOSED 3RD. FLOOR PLAN

EXTERNAL WALL 200 MM. THK.
INTERNAL WALL 100 MM. THK.

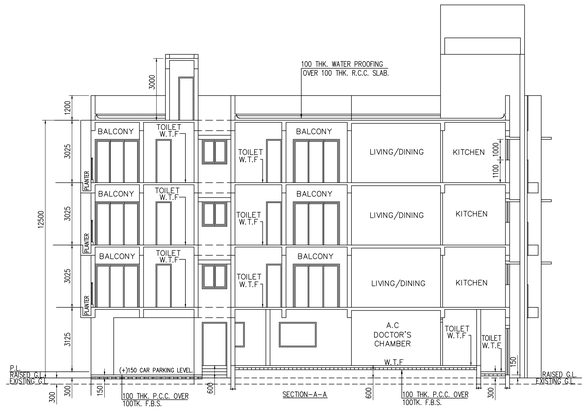


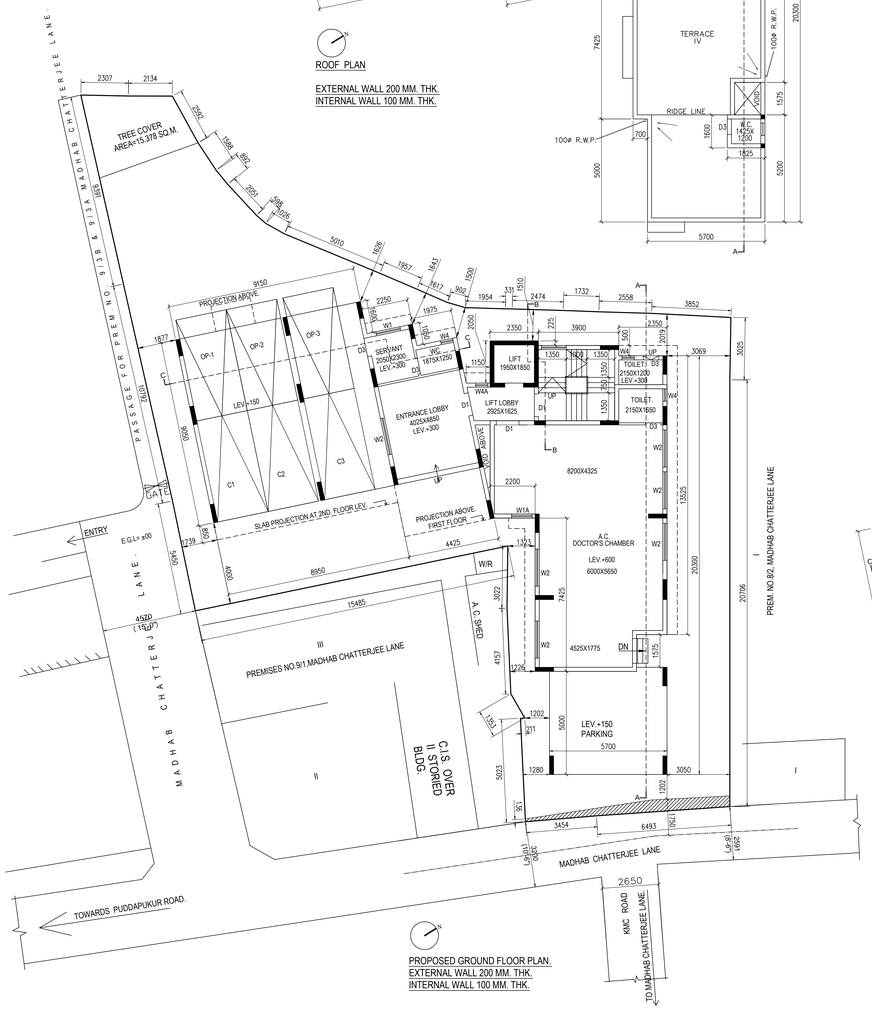


PROPOSED GROUND FLOOR PLAN.
EXTERNAL WALL 200 MM. THK.
INTERNAL WALL 100 MM. THK.

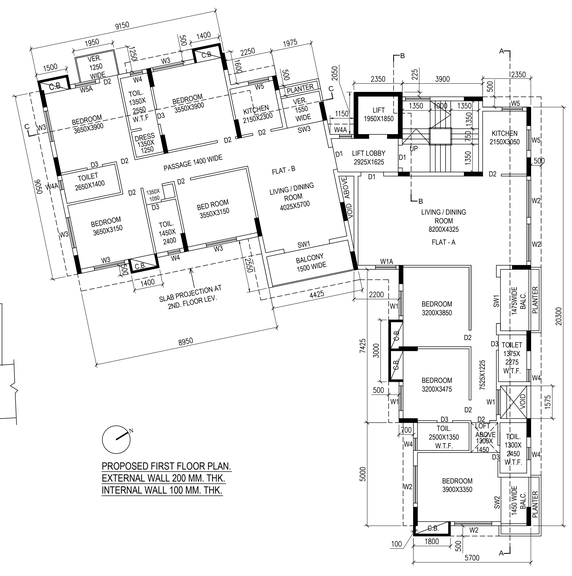


PROPOSED FIRST FLOOR PLAN.
EXTERNAL WALL 200 MM. THK.
INTERNAL WALL 100 MM. THK.

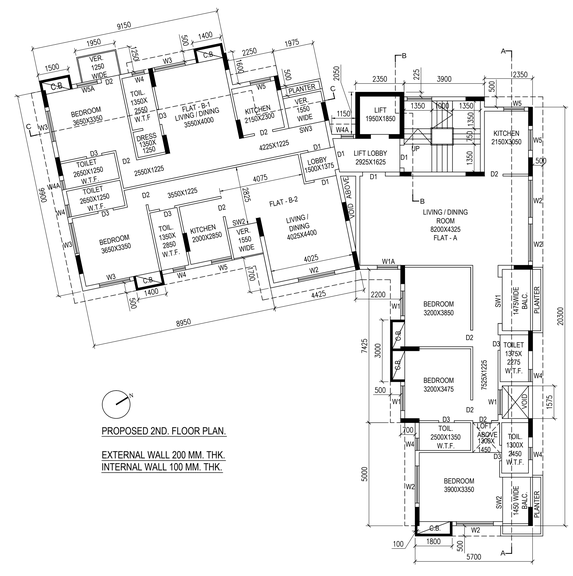


PROPOSED 2ND. FLOOR PLAN.

EXTERNAL WALL 200 MM. THK.
INTERNAL WALL 100 MM. THK.

## DECLARATION OF GEOTECHNICAL ENGINEER

UNDERSIGNED HAS INSPECTED THE SITE AND CARRIED OUT SOIL INVESTIGATION THEREON. IT IS CERTIFIED THAT HE EXISTING SOIL OF THE SITE IS ABLE TO CARRY THE LOAD COMING FROM PROPOSED CONSTRUCTION AND THE FOUNDATION SYSTEM PROPOSED HEREIN IS SAFE AND STABLE IN ALL RESPECT FROM GEO-TECHNICAL POINT OF VIEW .

ALOK ROY
GTE - 1/11
NAME & STAMP DETAIL
SIGNATURE OF GEOTECHNICAL ENGINEER & SEAL

## DECLARATION OF STRUCTURAL ENGINEER

THE STRUCTURAL DESIGN AND DRAWING OF BOTH FOUNDATION AND SUPERSTRUCTURE OF THE BUILDING HAVE BEEN MADE BY ME CONSIDERING ALL POSSIBLE LOADS INCLUDING THE SEISMIC LOAD AS PER N.B.C OF INDIA AND BASIS OF SOIL INVESTIGATION REPORT CERTIFY THAT IT IS SAFE AND STABLE IN ALL RESPECT. THE DESIGN CALCULATION HAS BEEN MADE ON THE BASIS OF SOIL INVESTIGATION REPORT MADE BY GEO-TEST.

BIBEK BIKASH MULLICK
B.E. (CIVIL) M.E. (STRUCTURE)
E.S.E. - I/75 (K. M. C)
SIGNATURE OF STRUCTURAL ENGINEER & SEAL

## DECLARATION OF ARCHITECT.

CERTIFIED THAT THE BUILDING PLAN HAS BEEN DRAWN UP AS PER PROVISION OF K.M.C. BUILDING RULES 2009, AS AMMENDED FROM TIME TO TIME AND THAT THE SITE CONDITION INCLUDING THE WIDTH OF ABUTTING ROAD CONFIRM WITH THE PLAN WHICH HAS BEEN MEASURED AND VERIFIED BY ME.
IT IS A BUILDABLE SITE AND NOT A TANK OR FILLED UP TANK.

DEBATOSH SAHU.
REGISTRATION NO- (CA/89/12368)
35A, Dr. Sarat Banerjee Road.
Kolkata-700 029
SIGNATURE OF ARCHITECT & SEAL

## DECLARATION OF OWNER.

I DO HERE BY DECLARE WITH FULL RESPONSIBILITY THAT,
I SHALL ENGAGE ARCHITECT & ESE DURING CONSTRUCTION OF PROPOSED BUILDING.
I SHALL FOLLOW THE INSTRUCTION OF ARCHITECT & E.S.E DURING CONSTRUCTION OF THE BUILDING (AS PER B.S. PLAN) .
K.M.C AUTHORITY WILL NOT BE RESPONSIBLE FOR STRUCTURAL STABILITY OF THE BUILDING AND ADJOINING STRUCTURES.
IF ANY SUBMITTED DOCUMENTS ARE FOUND FAKE, THE K.M.C AUTHORITY WILL REVOKE THE SANCTION PLAN.
THE CONSTRUCTION OF U.G.W.R TAKEN UNDER THE GUIDANCE OF ARCHITECT/ ESE BEFORE STARTING OF BUILDING FOUNDATION.
DURING INSPECTION PLOT WAS IDENTIFIED BY US.

DIBYENDRA KRISHNA SARKAR.
NAME & STAMP DETAIL
SIGNATURE OF OWNER / APPLICANT

TITLE

GROUND FLOOR PLAN, 1ST.FL.PLAN, 2ND.FL. PLAN, THIRD FLOOR PLAN, SEC-A-A,SEC-B-B,SEC-C-C, ROOF PLAN, TWO SIDE ELEVATIONS.

TITLE

PLAN PROPOSAL U/S-393A OF KMC. ACT 1980 READ WITH
KMC. B/R-2009 FOR PROPOSED G+III STORIED ( HT.= 12.500 MT.) RESIDENTIA
BUILDING AT PREMISES NO-9 MADHAB CHATTERJEE LANE,
KOLKATA-700020. P.S.- BHAWANIPORE.
WARD NO-70 , BOROUGH NO-VIII


ARCHITECT
ESPACE
35-A, DR. SARAT BANERJEE ROAD, KOLKATA-700029
TeleFax : 91-33-2465-4130 / 4159
e-mail : info@espaceindia.com
WEBSITE : www.espaceindia.com


SCALE -1:100
DRG. NO.
ARCH. / KMC - A-01

| JOB NO. | DESIGN BY | DEALT BY | DATE |
|---|---|---|---|
| | D.S. | S.M. | |

B.P. NO.- 2025080034 DATE : 25-06-2025 VALID UPTO : 24-06-2030

SANDIP MANDAL Digitally signed by SANDIP MANDAL Date: 2025.06.25 13:00:18 +05'30'
DIGITAL SIGNATURE OF A.E.(C/B)

PARTHA GHOSH Digitally signed by PARTHA GHOSH Date: 2025.06.25 13:06:38 +05'30'
DIGITAL SIGNATURE OF E.E.(C/B)