

2 FOUNDATION LAYOUT PLAN.
SCALE: 1:100

TABLE NO:-01 SCHEDULE OF PILE CAP

PILE CAP MARKED	NAME OF COLUMN	CAP SIZE LENGTH (mm)	CAP SIZE WIDTH (mm)	THICKNESS (mm)	BOTTOM REINFORCEMENT(A) ALONG LONGER DIRECTION	BOTTOM REINFORCEMENT(A) ALONG SHORTER DIRECTION	TOP REINFORCEMENT(B) ALONG LONGER DIRECTION	TOP REINFORCEMENT(B) ALONG SHORTER DIRECTION	C LINK(C) (BOTH DIRECTION)	SIDE FACE REINFORCEMENT (D)	CUT OFF LEV.
PC1(3P)	C3,C7,C8,C9,C10,C11,C12, C14,C15,C16,C17,C18,C19, C22,C23,C24,C25,C26,C27, C28,C29,C30,C31,C32,C34, C35,C36,C37,C38,C39,C40, C41,C42,C43,C44,C45,C46, C47,C48,C49,C50.	SEE LAYOUT PLAN		500	20φ@150 C/C	20φ@150 C/C	20φ@150 C/C	20φ@150 C/C	12φ@150 C/C	12φ@150 C/C	(-) 1.70 m
PC2(6P)	(C1+C21),(C2+C20).	2100	3450	500	20φ@150 C/C	20φ@150 C/C	20φ@150 C/C	20φ@150 C/C	12φ@150 C/C	12φ@150 C/C	(-) 1.70 m
PC3(18P)	(C4+C5+C6+LIFT-02)	3450	3450	500	20φ@150 C/C	20φ@150 C/C	20φ@150 C/C	20φ@150 C/C	12φ@150 C/C	12φ@150 C/C	(-) 3.35 m
PC4(17P)	(C13+C33+LIFT-01)	SEE LAYOUT PLAN		500	20φ@150 C/C	20φ@150 C/C	20φ@150 C/C	20φ@150 C/C	12φ@150 C/C	12φ@150 C/C	(-) 3.35 m

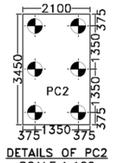

DETAILS OF PC2
SCALE:1:100

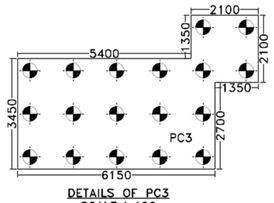

DETAILS OF PC3
SCALE:1:100

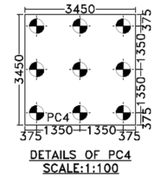

DETAILS OF PC4
SCALE:1:100

TABLE NO:-01 SCHEDULE OF PILE (450 ø PILE)

MIN CEMENT CONTENT IN CONCRETE SHALL BE = 400kg/m³

LEGEND	DIA OF PILE (MM)	CUT-OFF LEVEL (M)	PILE LENGTH (M)	MAIN REINFORCEMENT	PILE CAPACITY SAFE WORKING LOAD IN TONS COMPRESSION	TENSION	LATERAL	REMARKS
	450 DIA	EL.(-)1700 EXCEPT PILES UNDER LIFT PIT	18.0	8-16φ(ALTH)	-	-	-	CUT OFF LEVEL IS (-) 3350 MM LEVEL FROM E.G.L. FOR LIFT

NOTE:- ABOVE ARE THE PILE DETAILS ADOPTED. THESE MUST BE ENSURED AT SITE BY PILE LOAD TEST.

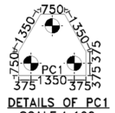

DETAILS OF PC1
SCALE:1:100

PROJECT NAME:-

STRUCTURAL DRAWING OF PROPOSED (G+7) EIGHT STORIED RESIDENTIAL CUM COMMERCIAL BUILDING OF MR NANDA DULAL KONAR C/O AJIT KUMAR KONAR, MRS. SUPARNA KONAR C/O DIRENDRA NATH MONDAL, MRS MITA KONAR C/O SUNIL KUMAR CHOUDHURY, OVER R.S. PLOT NO-2684, 2691, 2692,2693, L.R. PLOT NO- 2684, 2691, 2692,2693, L.R. KHATIAN NO-14149,867,14035, J.L. NO-86, MOUZA-KANKSA, P.S-KANKSA, DIST-PASCHIM BARDHAMAN, WEST BENGAL.

NOTES:-

1. (±) 0.00 m LEVEL REFERS TO E.G.L.
2. UNLESS OTHERWISE STATED ALL CONSTRUCTION ACTIVITIE SHALL BE CARRIED OUT CONFORMING TO RELEVANT INDIAN STANDARD CODES OF PRACTICE.
3. ALL DIMENSIONS ARE IN MILLIMETERS & LEVELS ARE IN METER. EXCEPT OTHERWISE MENTIONED. ONLY WRITTEN DIMENSIONS SHALL BE FOLLOWED, ALL LEVELS GIVEN IN STRUCTURAL DRAWINGS ARE IN ACCORDANCE WITH ARCHITECTURAL DRAWINGS AND INDICATE STRUCTURAL LEVEL ONLY (WITHOUT FINISH). HOWEVER ARCHITECTURAL DRAWING TO BE COORDINATED FOR ALL LEVELS.
4. ALL STRUCTURAL DRAWINGS SHALL BE READ ALONG WITH THIS DRAWING AS WELL AS RELEVANT ARCHITECTURAL DRAWINGS.
5. ANY DISCREPANCY IN THE STRUCTURAL AND ARCHITECTURAL DRAWINGS SHALL BE BROUGHT TO THE NOTICE OF STRUCTURAL CONSULTANT BEFORE EXECUTION OF WORK.
6. UNLESS OTHERWISE SPECIFIED ALL REINFORCEMENT TO BE USED TMT. BARS OF GRADE Fe-500/500 D CONFORMING TO IS-1786-2008.
7. ADEQUATE CHAIR BARS TO BE PROVIDED TO KEEP THE TOP REINFORCEMENT IN PROPER POSITION.
8. UNLESS OTHERWISE STATED LAP LENGTH OF BARS SHALL BE DEVELOPMENT LENGTH=50xDIA OF BAR.
9. UNLESS OTHERWISE SPECIFIED DISTRIBUTION REINFORCEMENT SHALL BE 8 T @ 150 C/C
10. CONCRETE COVER TO MAIN REINFORCEMENT SHALL BE AS FOLLOWS:-a)Beam:-25mm, b)Column:-40mm,c) Slab:-15mm, d)FOUNDATION:-50mm, e)R.C.CWall-20mm, f) Stair:- 20mm.
11. GRADE OF CONCRETE WILL BE M30 FOR FOUNDATION AND COLUMN. M25 FOR BEAM AND SUB STRUCTURE AS PER IS: 456:2000.
12. DEVELOPMENT LENGTH 50XD FOR LAP & SPICES SHOULD BE PROVIDED AS PER THE PROVISIONS LAID DOWN IN SP34:1987

SIGNATURE OF DEVELOPER/OWNER:-

SKYLANE INFRA
Subhajit Das
Partner

SKYLANE INFRA
Tuhu Singha
Partner

VITTED BY:-

Approved Plan No. 54 ....on Meeting No 08/2025-26 Date 24/11/2025
Valid Upto 30/11/2028
S. Saha.
Prodhan
Kanksa Gram Panchayat

DR. S. N MUKHERJEE
Professor
CIVIL ENGINEERING DEPT
JADAVPUR UNIVERSITY
KOLKATA-700032, (W.B.)

SIGNATURE OF ARCHITECT:-

Deep Mukhopadhyay
DEEP MUKHOPADHYAY
ARCHITECT
CA/2019/[illegible]4442
DURGAPUR-16

SIGNATURE OF STRUCTURAL ENGINEER:-

Hirok Ghosh
HIROK GHOSH
Structural Engineer
Lic No. [illegible]/MC-DMC/BPD/165
DCE, B.TECH [illegible] Durgapur 16
Contact No 7602984157

SIGNATURE OF GEO TECHNICAL ENGINEER:-

SWADESH KUMAR MONDAL
Geo Technical Engineer
M.I.G.S No-MI1242
LIC NO-DMC/BPD/GEO-V34

TITLE:-

FOUNDATION LAYOUT PLAN.

SCALE:- 1:100, 1:50, 1:25, N.T.S

REV-00

SHEET NO:- APP/STRUCTURE:-02-05

N W E S