

TRIDHARA PROJECTS

BALANCE SHEET AS AT MARCH 31, 2025

	<u>Notes</u>	<u>As at March 31, 2025</u> <u>Amount in (Rs)</u>	<u>As at March 31, 2024</u> <u>Amount in (Rs)</u>
I. EQUITY AND LIABILITIES			
<u>Owners' Funds</u>			
(a) Partners' Capital	1	(16,55,497)	(16,99,274)
<u>Current Liabilities</u>			
(a) Short Term Borrowings	2	6,55,000	6,55,000
(b) Trade Payables	3	5,65,707	2,20,669
(c) Other Current Liabilities	4	2,35,34,561	2,47,55,268
TOTAL		2,30,99,771	2,32,46,847
II. ASSETS			
<u>Non Current Assets</u>			
(a) Fixed Assets - Tangible	5	37,401	44,054
(b) Investments	6	35,55,231	32,93,923
<u>Current Assets</u>			
(a) Trade Receivables	7	4,62,610	
(b) Inventories	8	1,61,24,593	1,52,76,955
(c) Cash & Cash Equivalents	9	19,49,662	20,96,905
(d) Other Current Assets	10	9,70,274	1,95,07,139
TOTAL		2,30,99,771	2,24,23,242

The accompanying notes 1 to 17 are an integral part of the Financial Statements.

Place: Kolkata

Date: 14th day of November, 2025

UDIN: 25061999BMJMBI1224

For Tridhara Projects
Tridhara Projects
Parimal Kumar Mullick
Partner/Authorised Signatory
Parimal Kumar Mullick
Partner

For Tridhara Projects
Tridhara Projects
Francis Subrato Gomes
Partner/Authorised Signatory
Subrato Francis Gomes
Partner

TRIDHARA PROJECTS

STATEMENT OF PROFIT & LOSS FOR THE YEAR ENDED MARCH 31,2025

	Notes	For the year ended March 31,2025 Amount in (Rs)		For the year ended March 31,2024 Amount in (Rs)	
I. INCOME					
(a) Revenue from Operations	10	17,40,282	-	-	-
(b) Other Income	11	1,59,164	18,99,446	1,73,722	1,73,722
II. EXPENDITURE					
(a) Purchases	12	16,55,321	-	17,69,852	-
(b) Changes in Inventories of Work in Progress	13	(8,47,638)	-	(23,80,261)	-
(c) Project Expenses	14	8,92,047	-	4,17,264	-
(d) Administrative & Other Expenses	15	69,835	-	3,59,639	-
(e) Depreciation	5	6,653	17,76,219	8,223	1,74,717
III. Profit/(Loss) Before Taxation - (I-II)			1,23,228		(995)
IV. Less: Provision for Taxation - Current Year			38,450		-
V. Profit/(Loss) After Taxation (III- IV)			84,778		(995)
VI. Profit & Loss Appropriation					
	Share				
Parimal Kumar Mullick	33.33%	28,255			(332)
Subroto Francis Gomes	33.33%	28,255			(332)
Saranyu Nath Chatterjee	33.34%	28,268			(332)

The accompanying notes 1 to 17 are an integral part of the Financial Statements.


Place: Kolkata

Date: 14th day of November, 2025

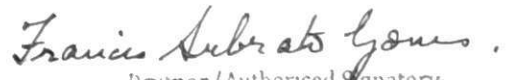
UDIN: 25061999BMJMBI1224



For Tridhara Projects
Tridhara Projects


Partner/Authorised Signatory
Parimal Kumar Mullick
Partner

For Tridhara Projects
Tridhara Projects


Partner/Authorised Signatory
Subroto Francis Gomes
Partner

Tridhara Projects

Notes forming part of the financial statements

	As at March 31, 2025 Amount in (Rs)	As at March 31, 2024 Amount in (Rs)
1 Partners' Capital		
a Parimal Kumar Mullick		
Opening Balance	(5,20,113)	9,32,363
Capital Introduced	10,000	
Less Earlier Tax Adjusted	(333)	(175)
Less Amount Withdrawal	(50,000)	(14,51,970)
Add Share of Profit/(Loss)	28,255	(332)
	<u>(5,32,191)</u>	<u>(5,20,113)</u>
b Subroto Francis Gomes		
Opening Balance	(9,23,059)	27,13,118
Capital Introduced	1,00,000	
Less Earlier Tax Adjusted	(333)	(175)
Less Amount Withdrawal	(1,00,000)	(36,35,671)
Add Share of Profit/(Loss)	28,255	(332)
	<u>(8,95,138)</u>	<u>(9,23,059)</u>
c Saranyu Nath Chatterjee		
Opening Balance	(2,56,107)	(2,05,596)
Less Earlier Tax Adjusted	(333)	(175)
Less Amount Withdrawal	-	(50,000)
Add Share of Profit/(Loss)	28,268	(332)
	<u>(2,28,168)</u>	<u>(2,56,102)</u>
Total Partner's Capital	<u>(16,55,497)</u>	<u>(16,99,271)</u>
2 Short Term Borrowings		
Loan from Sundry Parties	<u>6,55,000</u>	<u>6,55,000</u>
3 Trade Payables		
Sundry Creditors	<u>5,65,707</u>	<u>2,20,669</u>
4 Other Current Liabilities		
Advances from Customers	2,35,26,561	2,32,40,847
Duties & Taxes	8,000	6,000
	<u>2,35,34,561</u>	<u>2,32,46,847</u>
6 Investments		
Fixed Deposit	<u>35,55,231</u>	<u>32,93,923</u>
7 Trade Receivables		
Outstanding for more than 1 Year		
Others	<u>4,62,610</u>	<u>4,62,610</u>
8 Inventories		
Construction Work in Progress (at cost, as valued and certified by the partner)	<u>1,61,24,593</u>	<u>1,52,76,955</u>
9 Cash & Cash Equivalents		
Cash in Hand	8,79,677	6,37,677
Balances with Scheduled Banks - In Current Accounts	10,69,985	14,59,228
	<u>19,49,662</u>	<u>20,96,905</u>
9 Other Current Assets		
Advances to Suppliers	7,47,372	14,86,625
Tax Deducted at Source (net of Provisions)	15,462	17,340
Security Deposit - Landlord & Ors	2,07,440	2,07,440
	<u>9,70,274</u>	<u>17,11,405</u>

Tridhara Projects
 Subroto Francis Gomes
 Partner/Authorised Signatory

Tridhara Projects
 Parimal Kumar Mullick
 Partner/Authorised Signatory

Tridhara Projects
Notes forming part of the financial statements

5 Fixed Assets - Tangible

PARTICULARS	% of Dep	GROSS BLOCK				DEPRECIATION				Amount in (Rs)	
		Cost as at	Purchased during Year	Disposed during Year	Cost as at	Upto	For the year	Deductions during the Year	Upto	As at	As at
		01.04.2024			31.03.2025	01.04.2024	year		31.03.2025	31.03.2025	31.03.2024
Computer	40%	18,461	-	-	18,461	16,068	957	-	17,025	1,436	2,393
Furniture & Fixture	10%	16,883	-	-	16,883	5,807	1,108	-	6,915	9,968	11,076
Plant & Machinery	15%	4,685	-	-	4,685	1,500	508	-	1,808	2,877	3,385
Air Conditioner	15%	32,000	-	-	32,000	4,800	4,080	-	8,880	23,120	27,200
Total		72,029	-	-	72,029	27,975	6,653	-	34,628	37,401	44,054
Previous Year		40,029	32,000	-	72,029	19,752	8,223	-	27,975	44,054	20,277

Tridhara Projects
P. M. M. M. M.
Partner / Authorised Signatory

Tridhara Projects
M. S. S. S. S.
Partner / Authorised Signatory

Tridhara Projects

Notes forming part of the financial statements

	For the year ended 2025		For the year ended 2024	
	Amount in (Rs)		Amount in (Rs)	
10 Revenue from operation				
Sales from Contractual Services		<u>17,40,282</u>		<u>-</u>
11 Other Income				
Interest from Fixed Deposit	1,59,004		1,73,397	
Interest on Income Tax Refund	160	<u>1,59,164</u>	325	<u>1,73,722</u>
12 Purchases				
<u>Materials Purchased:</u>				
Cement	66,500		26,775	
Doors & Windows	-		1,90,078	
Electrical Items	4,542		47,946	
Grill	29,659		4,36,416	
Sand	3,39,804		800	
Sanitary & Plumbing	74,140		2,22,071	
Stone Chips	2,01,450		-	
Tiles & Marbles	1,23,675		13,416	
Lift	-		8,20,000	
Paints & Putty	12,670		12,350	
Purchase Material	8,02,881	<u>16,55,321</u>	-	<u>17,69,852</u>
13 (Increase)/ Decrease In Inventories of Work-In-Progress				
Inventories at the beginning of the year	1,52,76,955		1,28,96,693	
Inventories at the end of the year	1,61,24,593	<u>(8,47,638)</u>	1,52,76,955	<u>(23,80,261)</u>
14 Project Expenses				
(a) Labour Charges:				
Labour Charges - Miscellaneous	2,06,756		13,825	
Labour Charges - Sanitary and Plumbing	-		1,42,500	
Labour Charges - Wooden Work	-		1,06,950	
Labour Charges - Civil Works	6,40,882	<u>8,47,638</u>	-	<u>2,63,275</u>
(b) Other Project Expenses:				
Delivery Charges	-		610	
Electricity Charges	-		58,510	
Property Tax- KMC	43,901		64,068	
CCTV	-		26,801	
Transport Charges	508		-	
Site Maintenance Expenses	-	<u>44,409</u>	4,000	<u>1,53,989</u>
Total (a) + (b)		<u>8,92,047</u>		<u>4,17,264</u>
15 Administrative Expenses				
Printing & Stationery	-		599	
Professional Fees	66,490		60,000	
Professional Tax	600		600	
Repair & Maintenance	-		1,000	
Office Expenses	-		6,120	
Legal Charges	-		40,000	
Salaries	-		2,50,000	
Other Expenses:				
Trade Licence	1,150		1,150	
Bank Charges	1,595	<u>69,835</u>	170	<u>3,59,639</u>

Tridhara Projects

P. Mullich

Partner/Authorised Signatory

Tridhara Projects

Francis Subrata Gurus

Partner/Authorised Signatory

16 Significant Accounting Policies

(a) Basis of Preparation of Financial Statements

The accounts have been prepared using historical cost conventions and on the basis of going concern and do not reflect the changing value in the purchasing power of money with revenues recognized and expenses accounted on accrual basis. Accounting policies not specifically referred to otherwise, are consistent with generally accepted accounting principles followed & accepted in India by the concern.

(b) Use of estimates

The preparation of financial statements is in conformity with generally accepted accounting principles in India (Indian GAAP), which requires management to make estimates and assumptions that affect the reported amounts of assets and liabilities, revenue & expenses and disclosure of contingent liabilities at the date of the financial statements and the results of operations during the reporting period end. Although these estimates are based upon the management's best knowledge of current events and actions, actual results could differ from these estimates.

(c) Revenue Recognition

Revenue in respect of construction activities is recognised on transfer of significant risk & reward of ownership and the firm retains no effective control to a degree usually associated with the ownership.

(d) Fixed Assets

Fixed assets are stated at their respective written down values less depreciation. Additions to fixed assets during the year are shown at cost including expenditure incurred for acquisition.

(e) Depreciation

Depreciation on fixed assets has been provided on Reducing Balance Method and at the rates and in the manner prescribed in Section 32 of the Income tax Act, 1961 read with Rule 5 of the Income tax Rules, 1962.

(f) Taxes on Income

Current income tax is measured at the amount expected to be paid to the tax authorities in accordance with the Indian Income Tax Act.


(g) Contingent Liabilities


Liabilities which are material and whose future outcome cannot be ascertained with reasonable certainty are treated as contingent and disclosed by way of notes to the accounts.

17 Additional Notes

(a) In the opinion of the firm management and to the best of their knowledge & belief, the realizable value of current assets, if realized in the ordinary course of business would not be less than the amount at which they stated in the Balance Sheet.

(b) Previous year's figures have been regrouped or rearranged, wherever necessary.

Tridhara Projects

Partner/Authorised Signatory

Tridhara Projects

Partner/Authorised Signatory

