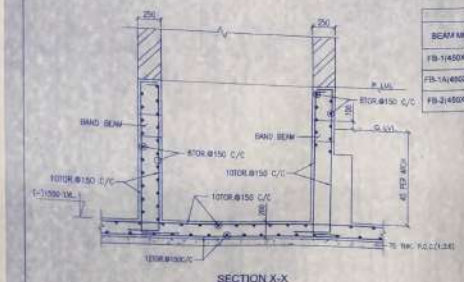

SECTION X-X

SCHEDULE OF STRIP FOOTING										
BEAM MKD.	D1	D2	D3	SUPPORT		SPAN				
				AST1	AST2	AST1	AST2	AST3	AST4	AST5	AST6
FB-1/450X1250	150	275	825	2-20TOR + 2-16TOR	4-20TOR + 4-16TOR	4-20TOR + 4-16TOR	2-20TOR + 2-16TOR	12TOR.@150C/C	4L-10TOR.@150C/C (3+3) 10TOR.	@150C/C
FB-1A/450X1250	150	275	825	4-20TOR	4-20TOR + 4-20TOR	4-20TOR + 4-20TOR	4-20TOR	12TOR.@150C/C	4L-10TOR.@150C/C (4+4) 10TOR.	@150C/C
FB-2/450X900	150	275	475	2-20TOR + 2-16TOR	4-20TOR + 4-16TOR	4-20TOR + 4-16TOR	2-20TOR + 2-16TOR	12TOR.@150C/C	4L-10TOR.@150C/C (2+2) 10TOR.	@150C/C

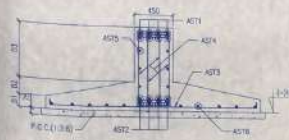

TYPICAL DETAILS OF FOUNDATION BEAM
(SCALE - 1:25)

AT SUPPORT & AT SPAN
TYPICAL C/S. OF BAND BEAM (250X300)

STIRRUP DETAIL
(d = DIA. OF STIRRUP BAR)
SCALE - 1:10

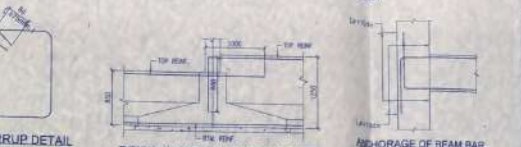

TYP. LONG SECTION OF FOUNDATION BEAM

TYPICAL BEAM DETAIL OF VARYING DEPTH

ANCHORAGE OF BEAM BAR IN AN EXTERNAL JOINT
(Ld = 45 DIA. OF BAR, Db = DIA. OF BAR)
SCALE-1:25

PROJECT TITLE

PROPOSED (G+V) STORIED RESIDENTIAL BUILDING OVER PLOT NO. - 159(L.R.), KH. NO. - 1416Z(L.R.), OF MOUZA - PARUL, JL.NO. - 38, WARD NO. - 19, HOLDING NO. -456/M P.S.-ARAMBAGH, DIST. - HOOGHLY, WEST BENGAL UNDER ARAMBAGH MUNICIPALITY

BLOCK - B (RIGHT PART)

NOTES:

1. ALL DIMENSIONS ARE IN mm. U.N.O.
2. GRADE OF CONCRETE SHALL BE M25.
3. GRADE OF REINFOCEMENT SHALL BE Fe500.
4. CLEAR COVER TO REINFORCEMENT SHALL BE
   a) FOR FOUNDATION/FOUNDATION BEAM= 50mm.
   b) FOR TIE BEAM / COLUMN = 40mm.
   c) FOR BEAMS = 30mm.
   d) FOR SLAB = 20mm. / LIFT WALL = 40mm.
5. MIX OF P.C.C. SHALL BE 1:3:6 .
6. LAP/BOND LENGTH SHALL BE 500 WHERE D IS THE DIAMETER OF BAR.

SIGNATURE OF ENGINEER

SIGNATURE OF STRUCTURAL ENGINEER

SIGNATURE OF APPLICANT

APPROVED

Chairman
Arambagh Municipality

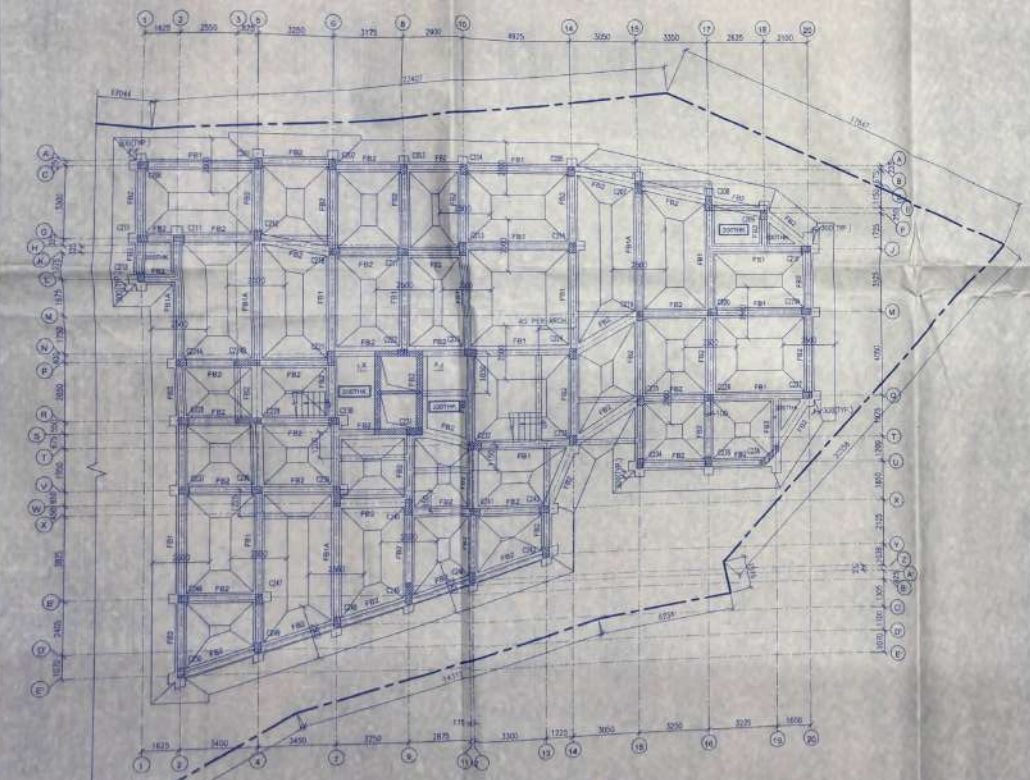

FOUNDATION & BAND BEAM LAYOUT PLAN
ALL BAND BEAM (250 X 300) BLOCK-B (RIGHT PART)
SCALE - 1:100

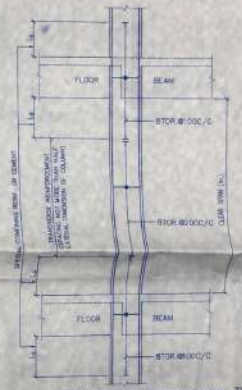

ARRANGEMENT OF COLUMN TIES & LINK
SCALE-1:25

SHALL BE MAXIMUM OF THE FOLLOWING -
1. LARGER LATERAL DIMENSION OF MEMBER
2. 1/16 TH. OF CLEAR SPAN OF MEMBER
3. 48mm.

TYPICAL LONG SECTION OF COLUMN SHOWING COLUMN BAR SPLICING
SCALE-1:25

SCHEDULE OF COLUMNS

COLUMN MKD.	COLUMN SIZE	MAIN REINFORCEMENT		
		FOUN. - 1ST. FLOOR	1ST. - 3RD. FLOOR	3RD. - ROOF
C201, C202, C215, C220a, C237, C243, C244, C246, C248, C250	300 X 500	10 - 16T	8 - 16T+2 - 12T	4 - 16T + 8 - 12T
C203, C204, C205, C206, C208, C210, C218, C225, C227, C228, C234, C235, C241, C242	300 X 450	4 - 20T + 4 - 16T	8 - 16T	4 - 16T + 4 - 12T
C207, C213	300 X 575	4 - 20T + 8 - 16T	10 - 16T+4 - 12T	8 - 16T + 2 - 12T
C209, C240	300 X 700	10 - 16T + 4 - 12T	8 - 16T+4 - 12T	4 - 16T + 10 - 12T
C211, C216, C217, C222, C224a, C229	300 X 450	8 - 20T	8 - 20T	4 - 20T + 4 - 16T
C212, C219, C220, C224, C233	300 X 600	4 - 20T + 8 - 16T	12 - 20T	8 - 16T + 4 - 12T
C214, C238, C247, C248	300 X 500	10 - 16T	10 - 16T	8 - 16T
C221, C230	300 X 650	12 - 16T	8 - 16T+4 - 12T	8 - 16T + 4 - 12T
C223, C232	300 X 800	8 - 20T + 4 - 16T	8 - 20T+4 - 16T	4 - 20T + 8 - 16T
C234b	250 X 1125	16 - 16T	10 - 16T+4 - 12T	8 - 16T + 10 - 12T
C239	250 X 1100	16 - 16T	10 - 16T+4 - 12T	8 - 16T + 10 - 12T
C231	300 X 575	12 - 16T	8 - 16T+4 - 12T	8 - 16T + 4 - 12T
C236	AS PER ENG.	22 - 12T	22 - 12T	22 - 12T
C239	300 X 900	10 - 16T + 8 - 12T	10 - 16T+4 - 12T	8 - 16T + 10 - 12T
C245	250 X 950	10 - 16T + 8 - 12T	8 - 16T+4 - 12T	4 - 16T + 14 - 12T

STRUCTURAL DRAWING (FOUNDATION DETAILS)

Date :

SCALE - 1:100, 1:25, 1:10

Sheet - 3 of 4